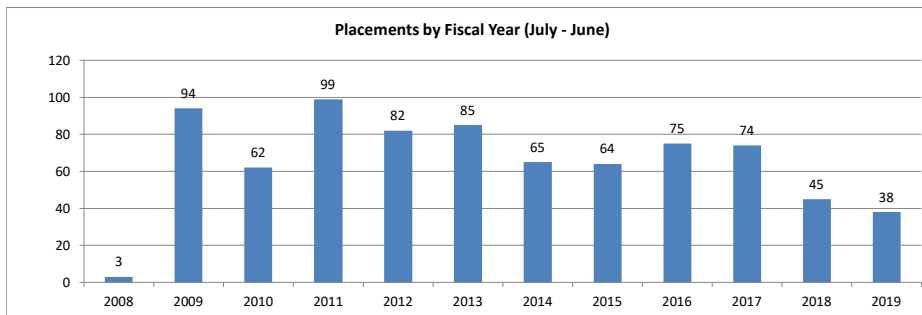
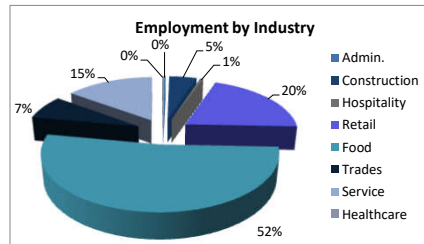
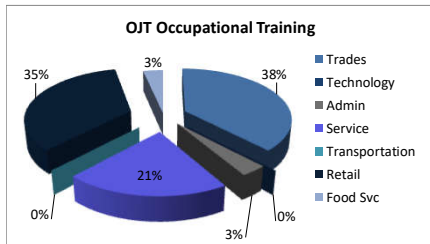


Fairfax AIB (Alternative Incarceration Branch) Center
Monthly Report

	Jul-20	Aug-20	Sep-20	Oct-20	Nov-20	Dec-20	Jan-21	Feb-21	Mar-21	Apr-21	May-21	Jun-21
Enrolled	0	0	0	0	0	0	0	0				
Placed in Employment	0	0	0	0	0	0	0	0				
Exited	0	1	0	0	0	0	0	0				
<i>Employed at Exit</i>	0	1	0	0	0	0	0	0				
<i>Unemployed at Exit</i>	0	0	0	0	0	0	0	0				
Currently Employed	1	0	0	0	0	0	0	0				
Other Fairfax Inmates served			1	2	2	5	2	2				
<i>Average Hourly Wage</i>	\$14.50	\$14.55	\$14.55	\$14.55	\$14.45	\$14.45	\$15.21	\$15.21				

<i>Cumulative</i>	
Enrolled	938
Non-Exited Placements	132
Exited	790
<i>Unemployed at Exit</i>	127
<i>Employed at Exit</i>	658
Insured by Federal Bonding	68
<i>Total Bonding Value</i>	\$340,000
Total On the Job Trainings	29
<i>On the Job Training Expenditures</i>	\$62,628
Re-Offended	74

Recidivism Rate 8%



Sample of Monthly Placements

Positions	Employers	Wage
Laborer	Shirley Contracting	\$12.00
Crew	Chipotle	\$10.75
Laundry Attendant	I&L Laundry	\$9.00