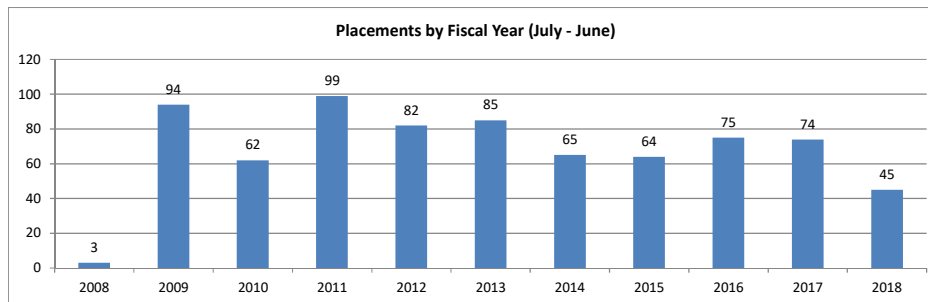
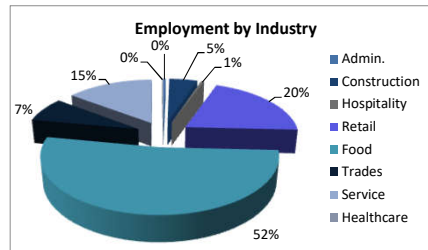
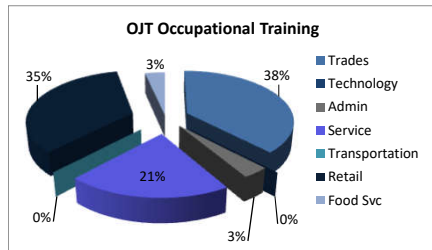


Fairfax AIB (Alternative Incarceration Branch) Center
Monthly Report

	Jul-18	Aug-18	Sep-18	Oct-18	Nov-18	Dec-18	Jan-19	Feb-19	Mar-19	Apr-19	May-19	Jun-19
Enrolled	5	4	1	2	4	4	4	3	1	4	5	1
Placed in Employment	3	7	2	2	2	6	2	4	2	3	2	4
Exited	3	7	4	3	2	2	3	4	2	2	4	2
<i>Employed at Exit</i>	3	7	4	3	2	2	3	4	2	2	4	2
<i>Unemployed at Exit</i>	0	0	0	0	0	0	0	0	0	0	0	0
Currently Employed	12	11	9	8	8	11	10	10	11	11	8	10
<i>Average Hourly Wage</i>	\$12.83	\$12.84	\$12.84	\$13.15	\$13.05	\$13.20	\$13.62	\$13.40	\$13.10	\$12.88	\$13.51	\$13.60

<i>Cumulative</i>	
Enrolled	919
Non-Exited Placements	141
Exited	774
<i>Unemployed at Exit</i>	123
<i>Employed at Exit</i>	633
Insured by Federal Bonding	68
<i>Total Bonding Value</i>	\$340,000
Total On the Job Trainings	29
<i>On the Job Training Expenditures</i>	\$62,628
Re-Offended	71

Recidivism Rate 8%



Sample of Monthly Placements

Positions	Employers	Wage
Laborer	Shirley Contracting	\$12.00
Crew	Chipotle	\$10.75
Laundry Attendant	I&L Laundry	\$9.00