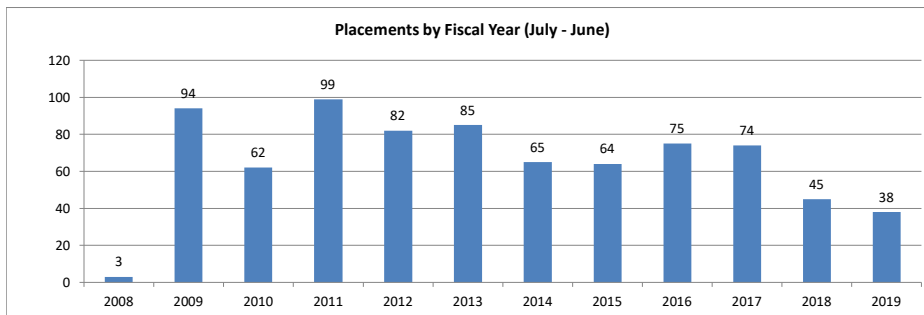
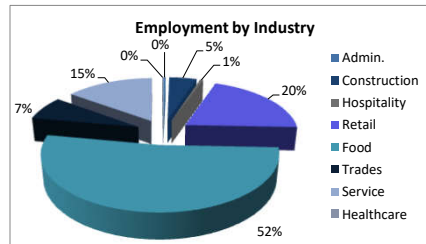
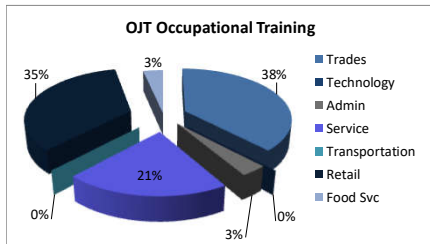


Fairfax AIB (Alternative Incarceration Branch) Center
Monthly Report

	Jul-21	Aug-21	Sep-21	Oct-21	Nov-21	Dec-21	Jan-22	Feb-22	Mar-22	Apr-22	May-22	Jun-22
Enrolled	0	0	0	0	0	0	0	0	0	0	0	0
Placed in Employment	0	0	0	0	0	0	0	0	0	0	0	0
Exited	0	0	0	0	0	0	0	0	0	0	0	0
<i>Employed at Exit</i>	0	0	0	0	0	0	0	0	0	0	0	0
<i>Unemployed at Exit</i>	0	0	0	0	0	0	0	0	0	0	0	0
Currently Employed	0	0	0	0	0	0	0	0	0	0	0	0
Other Fairfax Inmates served	3	2	3	3	1	1	0	1	0	0	0	0
<i>Average Hourly Wage</i>	\$14.90	\$15.40	\$15.40	\$15.40	\$15.34	\$15.34	\$15.34	\$15.34	\$15.71	\$15.71	\$15.71	\$15.94

<i>Cumulative</i>	
Enrolled	938
Non-Exited Placements	132
Exited	790
<i>Unemployed at Exit</i>	127
<i>Employed at Exit</i>	658
Insured by Federal Bonding	68
<i>Total Bonding Value</i>	\$340,000
Total On the Job Trainings	29
<i>On the Job Training Expenditures</i>	\$62,628
Re-Offended	74

Recidivism Rate 8%



Sample of Monthly Placements

Positions	Employers	Wage
Laborer	Shirley Contracting	\$12.00
Crew	Chipotle	\$10.75
Laundry Attendant	I&L Laundry	\$9.00