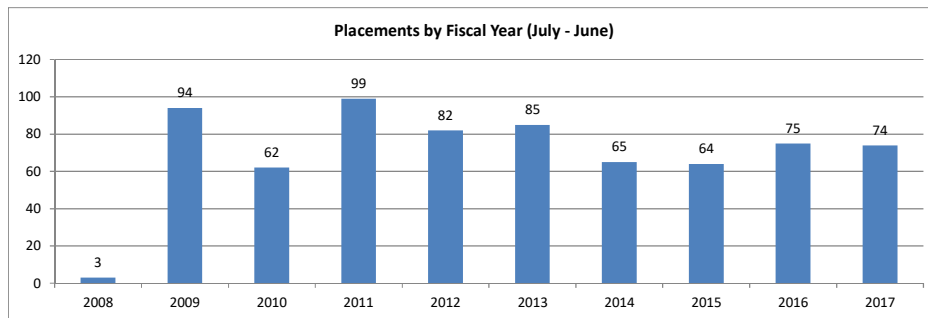
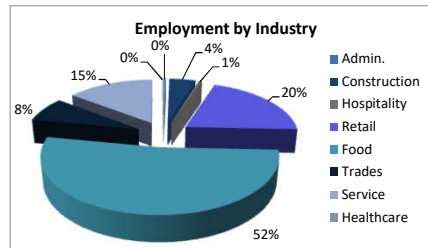
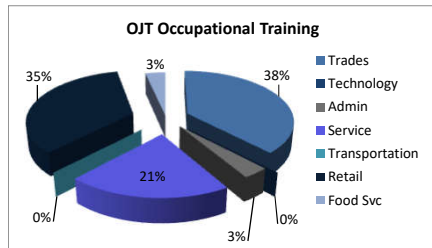


Fairfax AIB (Alternative Incarceration Branch) Center
Monthly Report

| | Jul-18 | Aug-18 | Sep-18 | Oct-18 | Nov-18 | Dec-18 | Jan-19 | Feb-19 | Mar-19 | Apr-19 | May-19 | Jun-19 |
|----------------------------|---------|---------|---------|---------|---------|---------|---------|---------|---------|--------|--------|--------|
| Enrolled | 5 | 4 | 1 | 2 | 4 | 4 | 4 | 3 | 1 | | | |
| Placed in Employment | 3 | 7 | 2 | 2 | 2 | 6 | 2 | 4 | 2 | | | |
| Exited | 3 | 7 | 4 | 3 | 2 | 2 | 3 | 4 | 2 | | | |
| <i>Employed at Exit</i> | 3 | 7 | 4 | 3 | 2 | 2 | 3 | 4 | 2 | | | |
| <i>Unemployed at Exit</i> | 0 | 0 | 0 | 0 | 0 | 0 | 0 | 0 | 0 | | | |
| Currently Employed | 12 | 11 | 9 | 8 | 8 | 11 | 10 | 10 | 11 | | | |
| <i>Average Hourly Wage</i> | \$12.83 | \$12.84 | \$12.84 | \$13.15 | \$13.05 | \$13.20 | \$13.62 | \$13.40 | \$13.10 | | | |

| <i>Cumulative</i> | |
|---|-----------|
| Enrolled | 909 |
| Non-Exited Placements | 140 |
| Exited | 765 |
| <i>Unemployed at Exit</i> | 123 |
| <i>Employed at Exit</i> | 625 |
| Insured by Federal Bonding | 68 |
| <i>Total Bonding Value</i> | \$340,000 |
| Total On the Job Trainings | 29 |
| <i>On the Job Training Expenditures</i> | \$62,628 |
| Re-Offended | 70 |

Recidivism Rate 8%



Sample of Monthly Placements

| Positions | Employers | Wage |
|-------------------|---------------------|---------|
| Laborer | Shirley Contracting | \$12.00 |
| Crew | Chipotle | \$10.75 |
| Laundry Attendant | I&L Laundry | \$9.00 |