

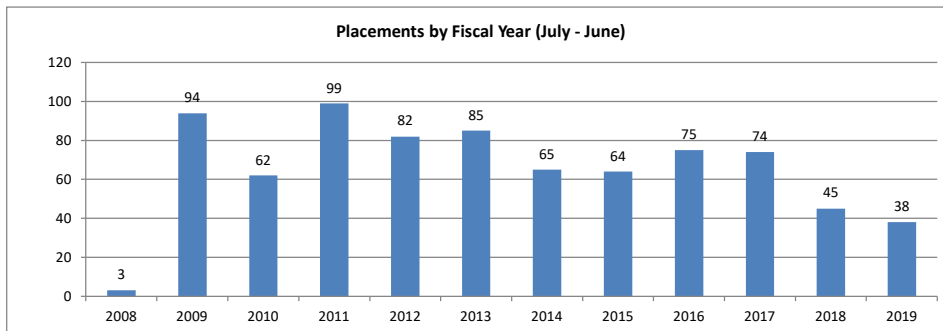
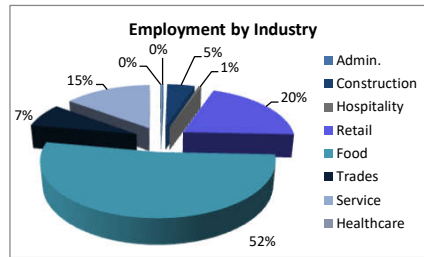
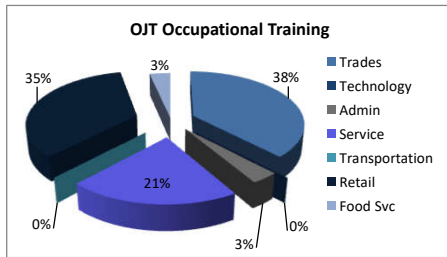
## Fairfax AIB (Alternative Incarceration Branch) Center

### Monthly Report

	Jul-19	Aug-19	Sep-19	Oct-19	Nov-19	Dec-19	Jan-20	Feb-20	Mar-20	Apr-20	May-20	Jun-20
Enrolled	4	2	2	3	2	2						
Placed in Employment	0	3	2	2	3	1						
Exited	1	5	2	2	3	7						
Employed at Exit	1	5	0	1	3	7						
Unemployed at Exit	0	0	2	1	0	0						
Currently Employed	8	6	8	9	9	3						
Average Hourly Wage	\$13.91	\$14.18	\$13.93	\$14.06	\$13.95	\$14.16						

Cumulative	
Enrolled	934
Non-Exited Placements	135
Exited	785
Unemployed at Exit	126
Employed at Exit	650
Insured by Federal Bonding	68
Total Bonding Value	\$340,000
Total On the Job Trainings	29
On the Job Training Expenditures	\$62,628
Re-Offended	74

**Recidivism Rate 8%**



#### Sample of Monthly Placements

Positions	Employers	Wage
Laborer	Shirley Contracting	\$12.00
Crew	Chipotle	\$10.75
Laundry Attendant	I&L Laundry	\$9.00