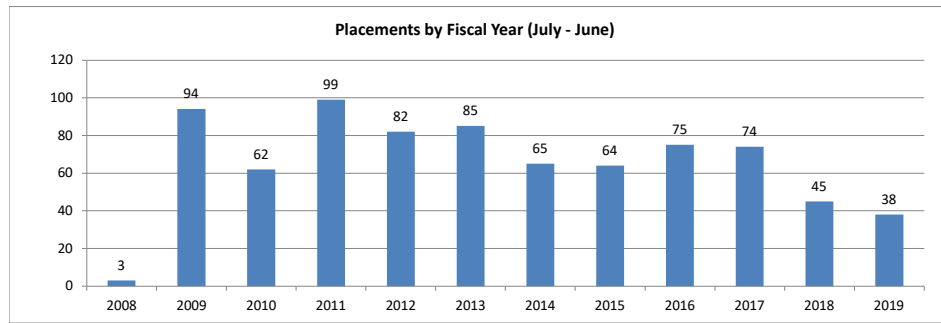
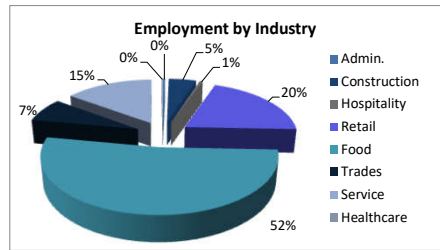
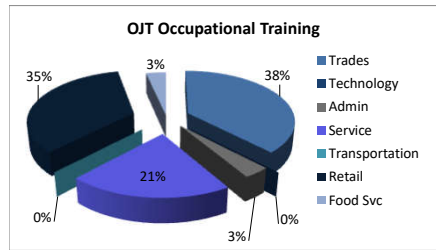


**Fairfax AIB (Alternative Incarceration Branch) Center**  
*Monthly Report*

	Jul-19	Aug-19	Sep-19	Oct-19	Nov-19	Dec-19	Jan-20	Feb-20	Mar-20	Apr-20	May-20	Jun-20
Enrolled	4	2	2	3	2	2	0	2	2	0		
Placed in Employment	0	3	2	2	3	1	2	2	1	0		
Exited	1	5	2	2	3	7	3	2	0	3		
<i>Employed at Exit</i>	1	5	0	1	3	7	3	2	0	2		
<i>Unemployed at Exit</i>	0	0	2	1	0	0	0	0	0	1		
Currently Employed	8	6	8	9	9	3	2	2	3	1		
<i>Average Hourly Wage</i>	\$13.91	\$14.18	\$13.93	\$14.06	\$13.95	\$14.16	\$14.02	\$14.27	\$13.87	\$13.97		

<b>Cumulative</b>	
Enrolled	938
Non-Exited Placements	133
Exited	790
<i>Unemployed at Exit</i>	127
<i>Employed at Exit</i>	657
Insured by Federal Bonding	68
<i>Total Bonding Value</i>	\$340,000
Total On the Job Trainings	29
<i>On the Job Training Expenditures</i>	\$62,628
Re-Offended	74

**Recidivism Rate 8%**



**Sample of Monthly Placements**

Positions	Employers	Wage
Laborer	Shirley Contracting	\$12.00
Crew	Chipotle	\$10.75
Laundry Attendant	I&L Laundry	\$9.00