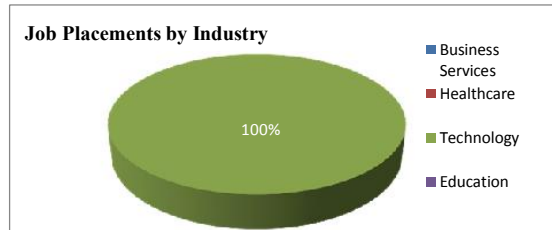
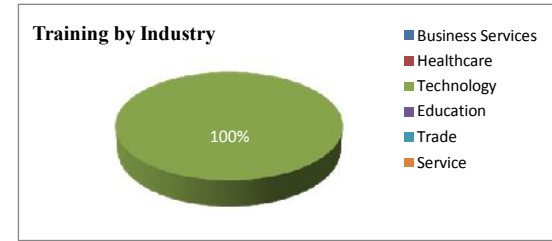
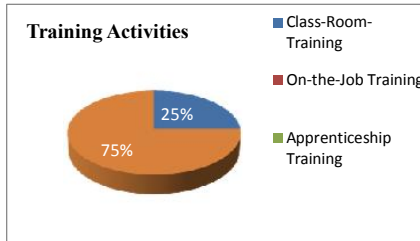
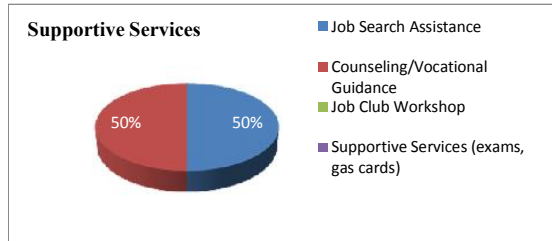


**The SkillSource Group, Inc.**  
Jobs for Veterans Monthly Report - Year 4

										Yearly Cumulative Outcomes				
	Jul-15	Aug-15	Sep-15	Oct-15	Nov-15	Dec-15	Jan-16	Feb-16	Mar-16	4th Year Cumulative	4th Year Goal	3rd Year Cumulative	2nd Year Cumulative	1st Year Cumulative
<b>Clients Enrolled</b>	20	0	0	0	0	0	0	0	0	20	20	143	148	88
<i>Placed in Training</i>	5	7	0	0	0	0	0	0	0	12	16	101	119	66
<b>Placed in Employment</b>	1	4	0	0	0	0	0	0	0	5	14	96	96	27
<i>Average Hourly Wage at Placement</i>	\$51.44	\$57.76	\$0.00	\$0.00	\$0.00	\$0.00	\$0.00	\$0.00	\$0.00	\$54.60	\$20.00	\$30.97	\$31.33	\$26.82
<b>Exited</b>	1	4	0	0	0	0	0	0	0	5	20	143	148	88
<i>Employed at Exit</i>	1	4	0	0	0	0	0	0	0	5	14	96	96	27



**Demographics**

