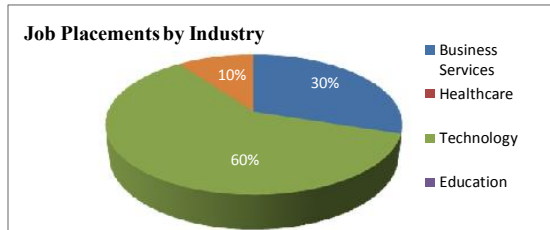
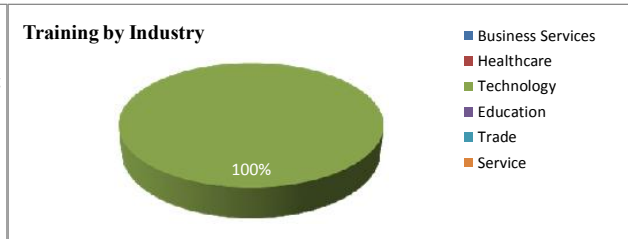
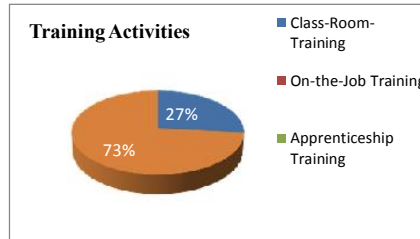
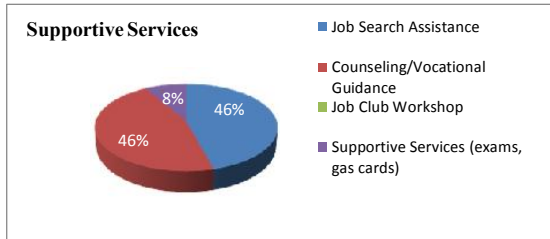


The SkillSource Group, Inc.
Jobs for Veterans Monthly Report - **Year 4**

										Yearly Cumulative Outcomes					
	Jul-15	Aug-15	Sep-15	Oct-15	Nov-15	Dec-15	Jan-16	Feb-16	Mar-16	4th Year Cumulative	4th Year Goal	4th Year Adjusted Goal	3rd Year Cumulative	2nd Year Cumulative	1st year Cumulative
Clients Enrolled	20	0	2	5	0	0	0	0	0	27	20	27	143	148	88
<i>Placed in Training</i>	5	7	3	0	0	0	0	0	0	15	16	22	101	119	66
Placed in Employment	1	4	3	2	0	0	0	0	0	10	14	19	96	96	27
<i>Average Hourly Wage at Placement</i>	\$51.44	\$57.76	\$37.04	\$35.87	\$0.00	\$0.00	\$0.00	\$0.00	\$0.00	\$45.53	\$20.00	\$20.00	\$30.97	\$31.33	\$26.82
Exited	1	4	3	2	0	0	0	0	0	10	20	27	143	148	88
<i>Employed at Exit</i>	1	4	3	2	0	0	0	0	0	10	14	19	96	96	27



Demographics

