

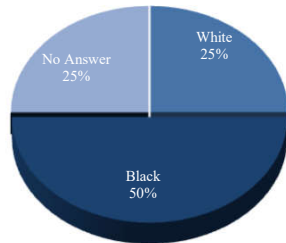
Northern Virginia Workforce Development Area #11

TOGETHER Employment Services Monthly Report

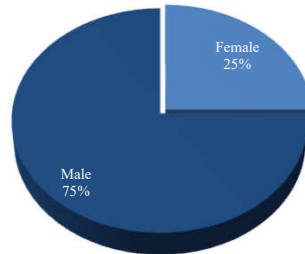
Together Eligible Clients Identified	Jul '16 - Jun '17	Jul '17 - Jun '18	July '18	Aug '18	Sep '18	Oct '18	Nov '18	Dec '18	Jan '18	Feb '18	Mar '18	Apr '18	May '18	Jun '18
TOGETHER Clients Referred to Employment Services	5	24	6	0	3									
Total Enrolled in Employment Services	3	4	1	1	1									
<i>Enrolled in WIOA Employment Services</i>	3	4	1	1	1									
<i>Enrolled in non-WIOA Employment Services (not WIOA eligible)</i>	2	2	0	0	0									
Employment Service Recipients Obtaining Training	1	9	0	0	0									
Employment Service Recipients Obtaining Employment	1	1	0	0	0									
Average Hourly Wage	\$18.27													

Demographics

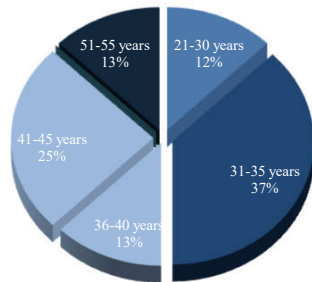
Ethnicity



Gender



Age



Training Industry

