

# Department of Family Services

## Employment & Training Team Report

### August 2019



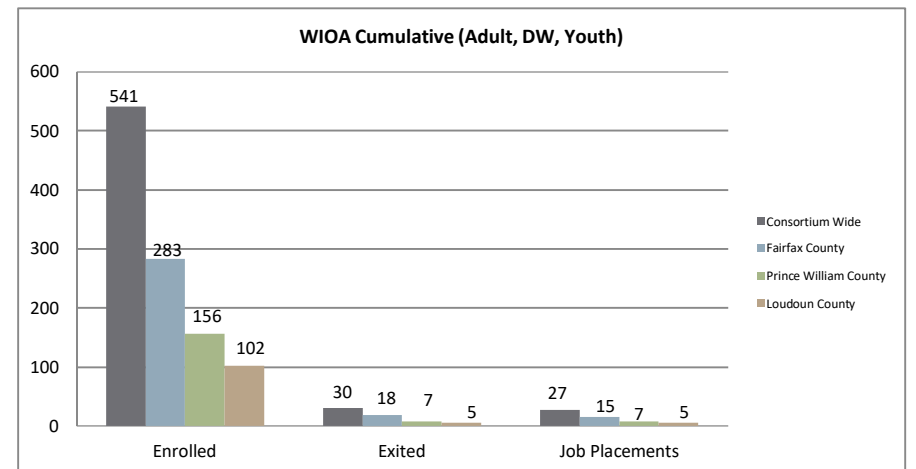
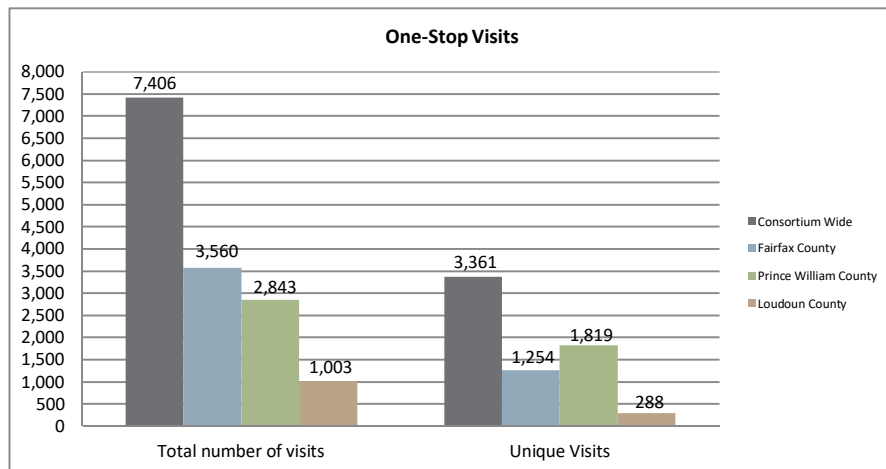
- Pages 1-2: Workforce Innovation and Opportunity Act Program
- Page 3: Workforce Innovation and Opportunity Act/ Other Grants
- Page 4: Fairfax Alternative Incarceration Branch (AIB) Center
- Page 5: ITA and OJT Breakdown
- Page 6: Northern Virginia IT Employment (NVITE) Partnership



## Northern Virginia Workforce Development Area, LWDA XI

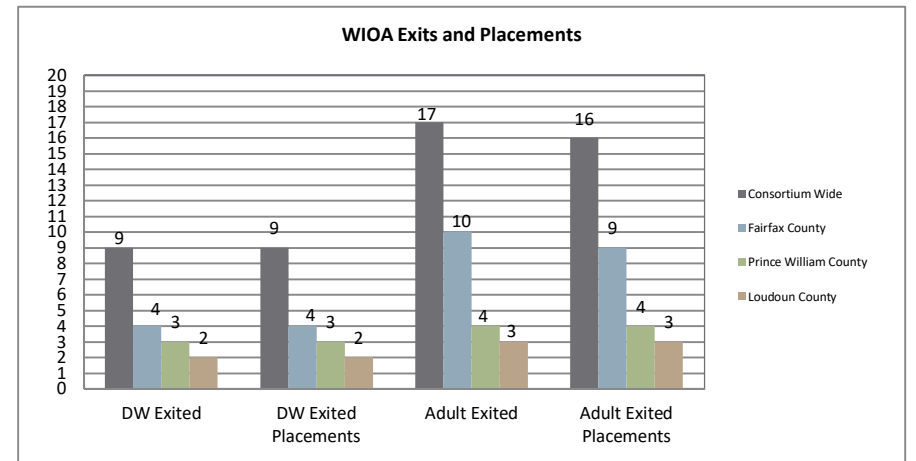
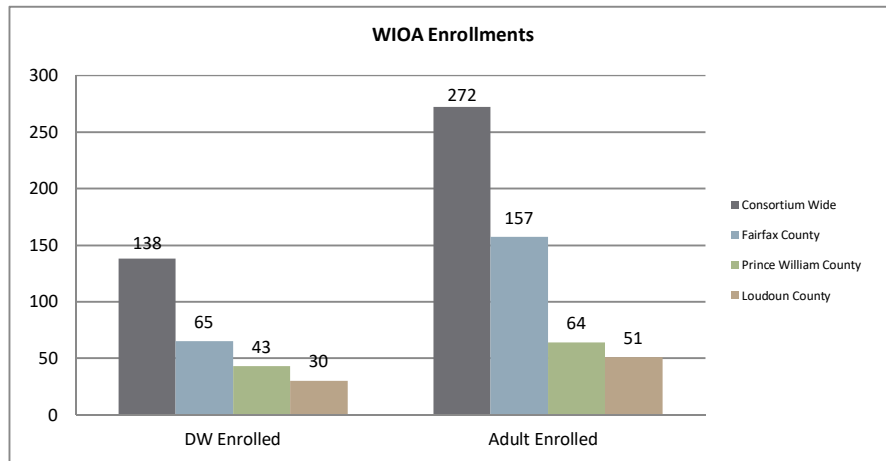
WIOA Adult, Dislocated Worker, and Youth Statistics (July 1, 2019- August 31, 2019)

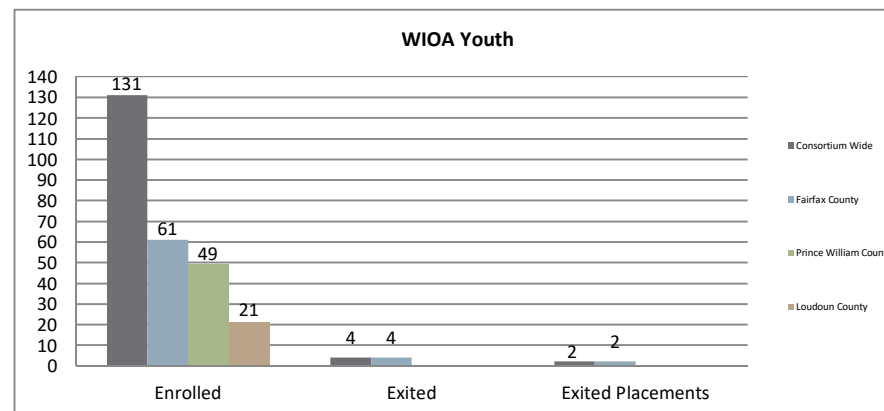
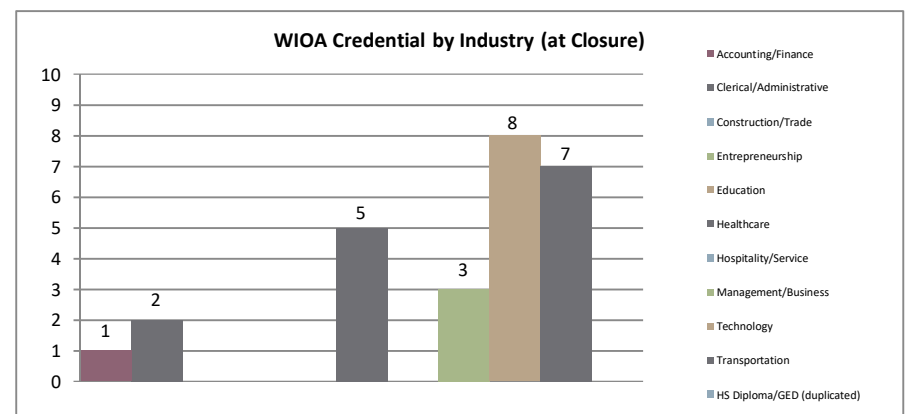
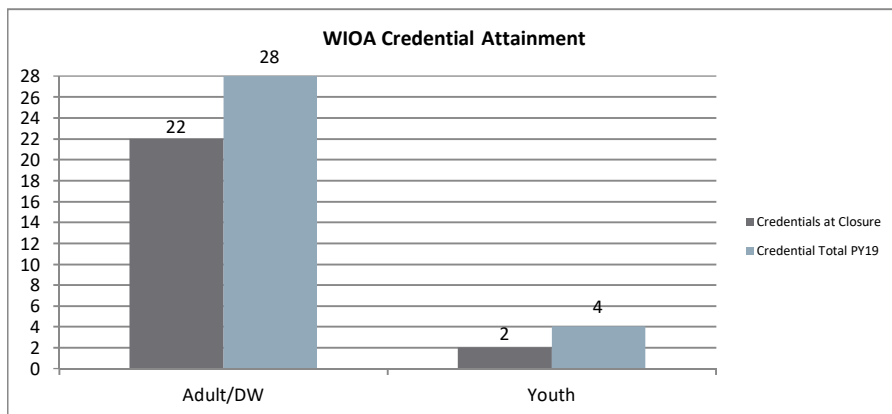
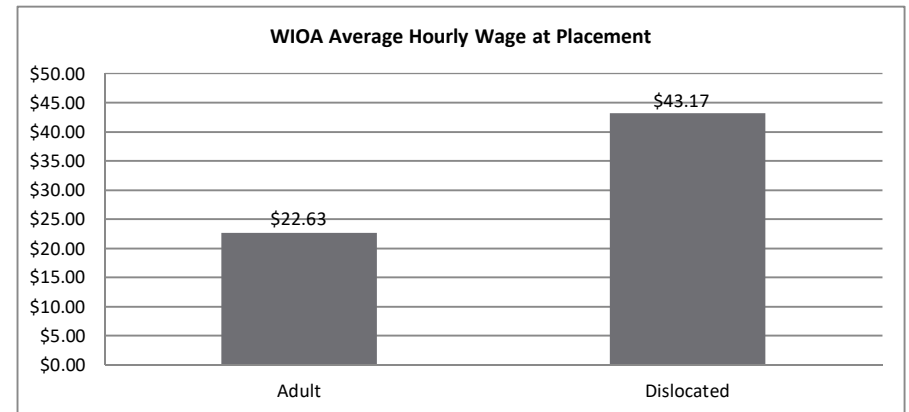
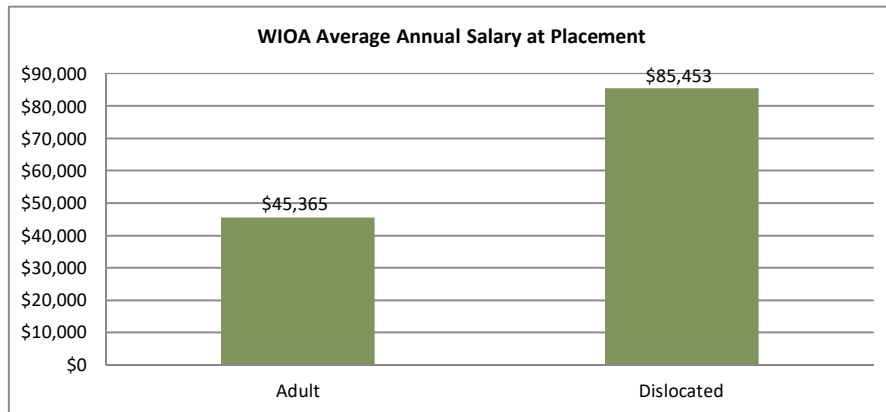
At-A-Glance				
One-Stop Services		WIOA Services (Youth/Adult/DW)		All Employment & Training Programs
Center Visits	7,406	Total Participants	541	
Unique One-Stop Visits	3,361	WIOA Job Placements	27	Total Enrolled 549
One-Stop Job Placements	74	Average Hourly Wage at Placement (Adult)	\$22.63	Total Exited 35
Average Hourly Wage at Placement	\$16.41	Average Hourly Wage at Placement (DW)	\$43.17	Total Job Placements 32
		Average Hourly Wage at Placement (Youth)	\$13.50	Total Participants with Disabilities 104
		Credentials Received in PY19	32	Total Veterans 25
		Credentials Received at Closure	24	



\*IWT not included, see Page 3 for Data

### WIOA Breakdown - Adult, Dislocated Worker and Youth

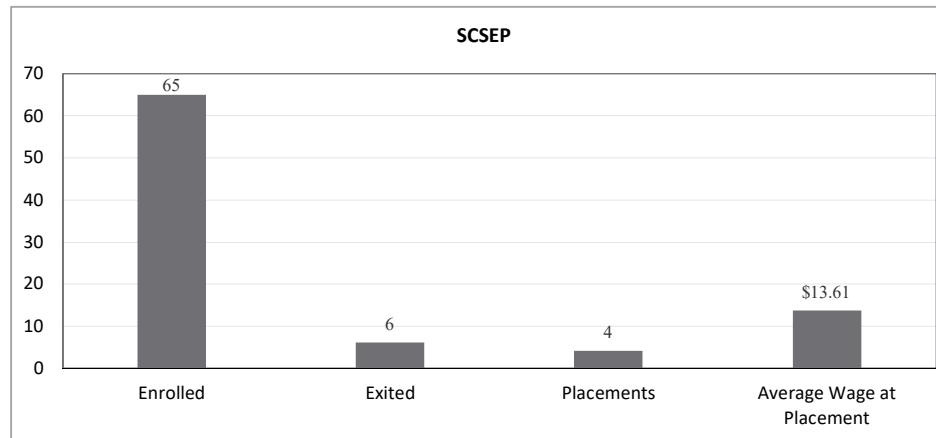
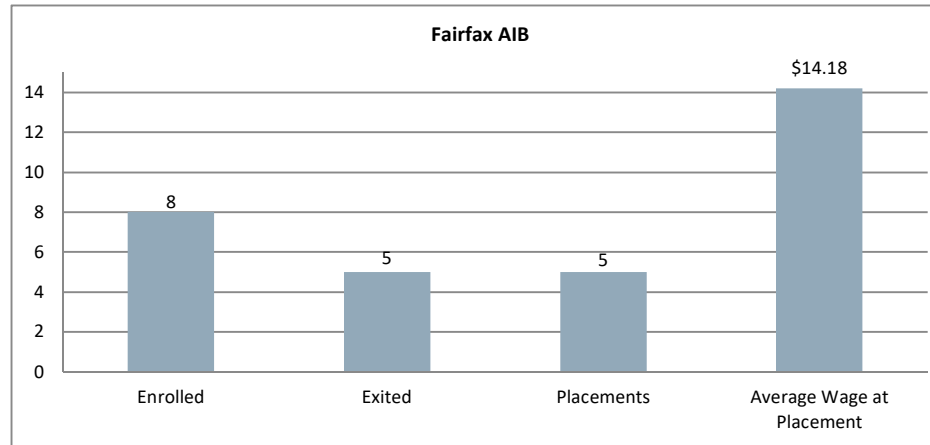




## Northern Virginia Workforce Development Area, LWDA XI

WIOA Grants and Other Programs Statistics (July 1, 2019- August 31, 2019)

### Non WIOA Grants



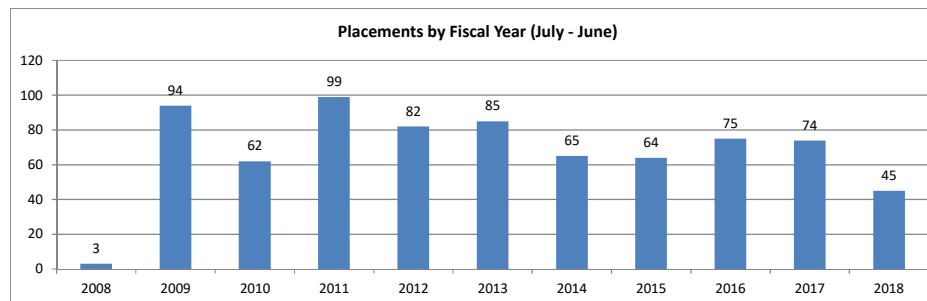
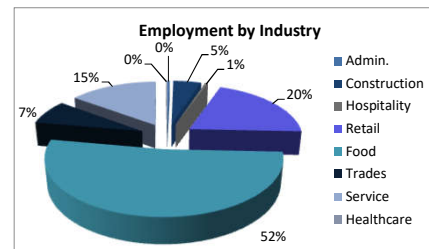
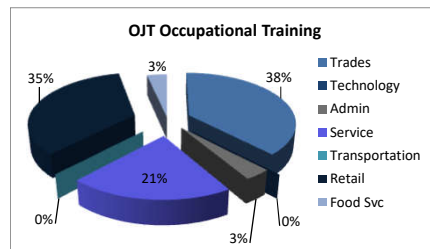
## Fairfax AIB (Alternative Incarceration Branch) Center

### Monthly Report

	Jul-19	Aug-19	Sep-19	Oct-19	Nov-19	Dec-19	Jan-20	Feb-20	Mar-20	Apr-20	May-20	Jun-20
Enrolled	4	2										
Placed in Employment	0	3										
Exited	1	5										
Employed at Exit	1	5										
Unemployed at Exit	0	0										
Currently Employed	8	6										
Average Hourly Wage	\$13.91	\$14.18										

Cumulative	
Enrolled	925
Non-Exited Placements	138
Exited	777
Unemployed at Exit	123
Employed at Exit	639
Insured by Federal Bonding	68
Total Bonding Value	\$340,000
Total On the Job Trainings	29
On the Job Training Expenditures	\$62,628
Re-Offended	71

**Recidivism Rate 8%**



#### Sample of Monthly Placements

Positions	Employers	Wage
Laborer	Shirley Contracting	\$12.00
Crew	Chipotle	\$10.75
Laundry Attendant	I&L Laundry	\$9.00

## BREAKDOWN REPORT ON ITAS AND OJTS

July 1, 2019 - August 31, 2019

ITAs / INDUSTRY	Obligated Funds	Additional Training Expenses	WIOA YOUTH		WIOA ADULT/DW		TOTAL
			Number	Percent	Number	Percent	
Accounting/Finance (AF)	\$2,828		0	0.00%	2	3.45%	2
Clerical / Administrative (CA)	\$560		0	0.00%	2	3.45%	2
Construction / Trade (CT)	\$1,499		0	0.00%	1	1.72%	1
Education (Ed)	\$1,120		0	0.00%	1	1.72%	1
Healthcare (He)	\$39,703		8	80.00%	8	13.79%	16
Hospitality / Services (HS)	\$0		0	0.00%	0	0.00%	0
Literacy Activities (LA)	\$0		0	0.00%	0	0.00%	0
Management/Business (MB)	\$16,022		0	0.00%	9	15.52%	9
Technology (Tech)	\$34,208		1	10.00%	22	37.93%	23
Transportation (Tr)	\$40,500		1	10.00%	13	22.41%	14
Others	\$0			0.00%	0	0.00%	0
<b>TOTAL</b>	<b>\$136,440</b>	<b>\$0</b>	<b>10</b>	<b>100.00%</b>	<b>58</b>	<b>100.00%</b>	<b>68</b>

AF: bookkeeping

CA: Administrative Certificate, MS Office Certificate

CT: HVAC, plumbing, electric

Ed: teaching, childcare

LA: ESL, basic computer

He: medical, dental, pet health

HS: food, design, massage, hair

Tech: information technology

Tr: CDL ( A & B or endorsement)

MB: government contracts, HR, project management

ITA Obligated by Grants	Training Amount
WIOA Adult	\$81,761
WIOA Dislocated	\$25,676
WIOA Youth	\$29,003
<b>TOTAL</b>	<b>\$136,440</b>

OJT Obligated by Grants	OJT /WEX Amount
WIOA Adult	\$0
WIOA DW	\$0
Youth	\$0
<b>TOTAL</b>	<b>\$0</b>

OJTs & WEX / INDUSTRY	Obligated Funds	WIOA YOUTH		WIOA A/WIOA DW		TOTAL
		Number	Percent	Number	Percent	
Accounting/Finance (AF)	\$0	0	0.00%	0	0.00%	0
Clerical / Administrative (CA)	\$0	0	0.00%	0	0.00%	0
Construction / Trade (CT)	\$0	0	0.00%	0	0.00%	0
Education (Ed)	\$0	0	0.00%	0	0.00%	0
Healthcare (He)	\$0	0	0.00%	0	0.00%	0
Hospitality / Services (HS)	\$0	0	0.00%	0	0.00%	0
Literacy Activities (LA)	\$0	0	0.00%	0	0.00%	0
Management/Business (MB)	\$0	0	0.00%	0	0.00%	0
Technology (Tech)	\$0	0	0.00%	0	0.00%	0
Transportation (Tr)	\$0	0	0.00%	0	0.00%	0
<b>TOTAL</b>	<b>\$0</b>	<b>0</b>	<b>0.00%</b>	<b>0</b>	<b>0.00%</b>	<b>0</b>

**Northern Virginia Workforce Area #11**  
NVITE Monthly Report

NVITE Eligible Clients Identified	Jul '19	Aug '19	Sept '19	Oct '19	Nov '19	Dec '19	Jan '20	Feb '20	Mar '20	Apr '20	May '20	June '20
NVITE Participants	4	4										
Enrolled in Occupational Training (technically related)	0	1										
Attained Certification		3										
Referred to OJT	0	0										
Entered OJT	0	0										
Retained OJT Employment (Unique)	0	0										
Entered IT-Related Employment	0	1										
Entered non-IT Related Employment	3	3										
Average Unsubsidized Wage	\$27.00	\$28.03										
Employers Contacted	16	35										
Employer Commitments Received	\$0.00	\$0.00										

**Technically Related Trainings:** IT, Electronic Health Records, Medical Billing and Coding

**Demographics**

