

Department of Family Services

Employment & Training Team Report

August 2021

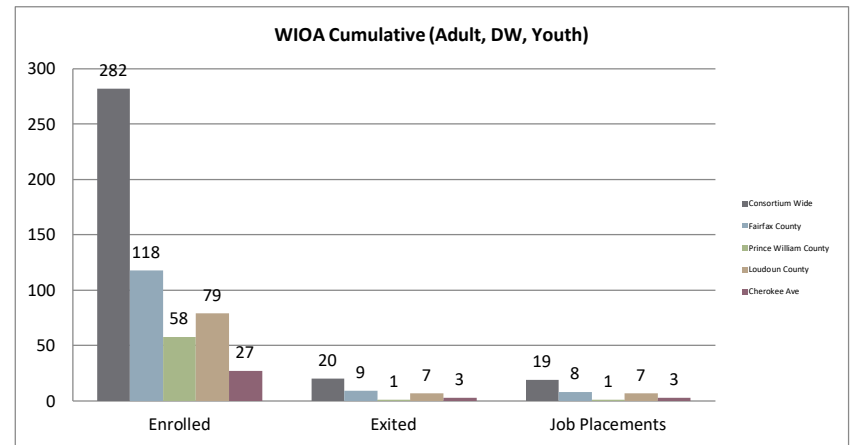
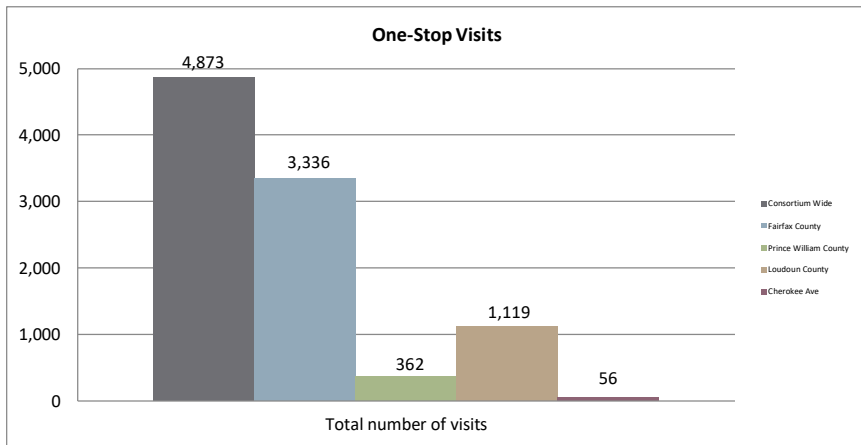


- Pages 1-2: Workforce Innovation and Opportunity Act Program
- Page 3: Workforce Innovation and Opportunity Act/ Other Grants
- Page 4: Fairfax Alternative Incarceration Branch (AIB) Center
- Page 5: ITA and OJT Breakdown
- Page 6: Senior Community Service Employment Program (SCSEP)



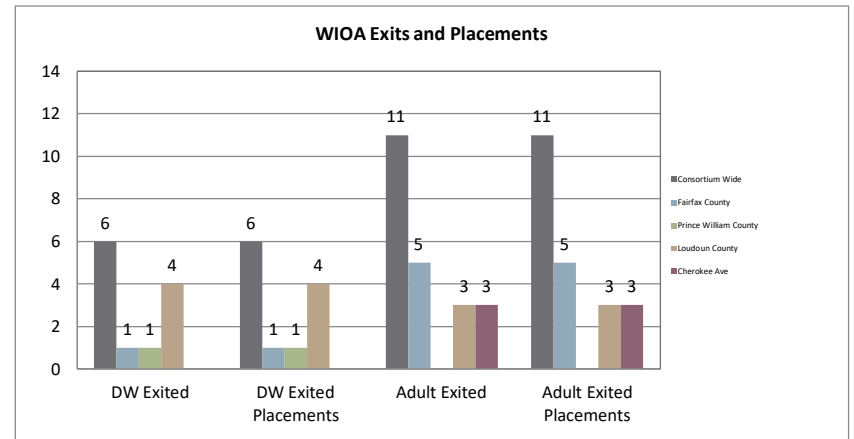
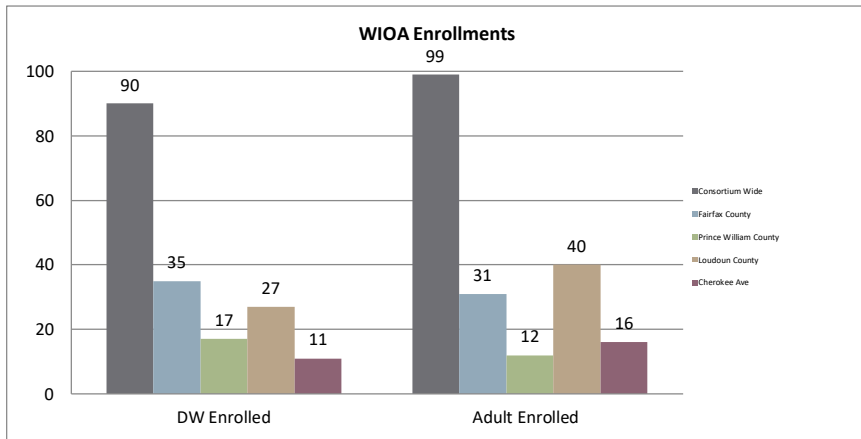
Northern Virginia Workforce Development Area, LWDA XI
WIOA Adult, Dislocated Worker, and Youth Statistics (July 1, 2021-August 31, 2021)

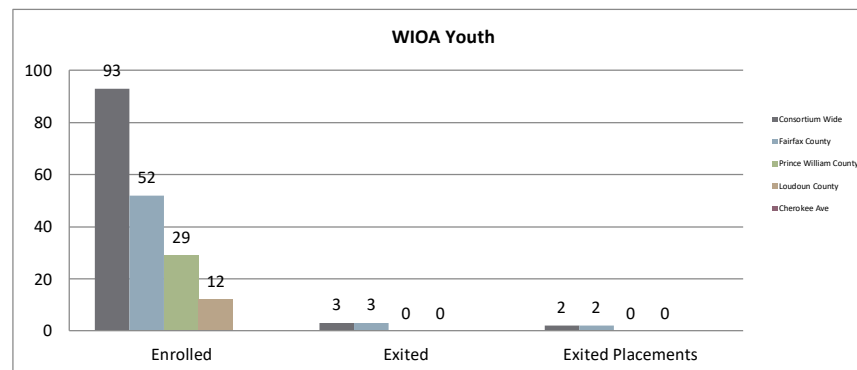
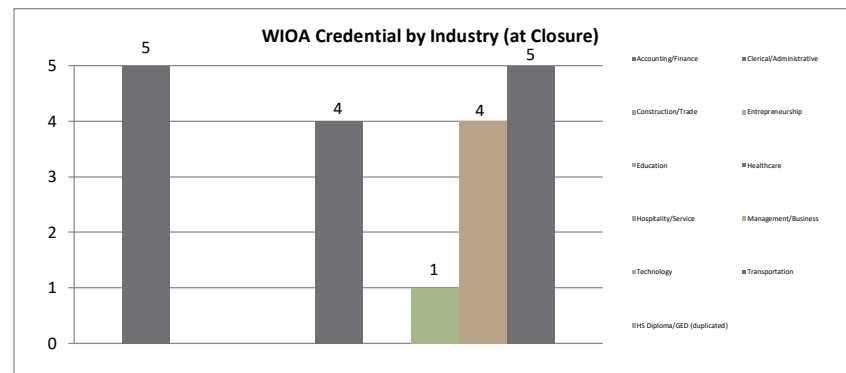
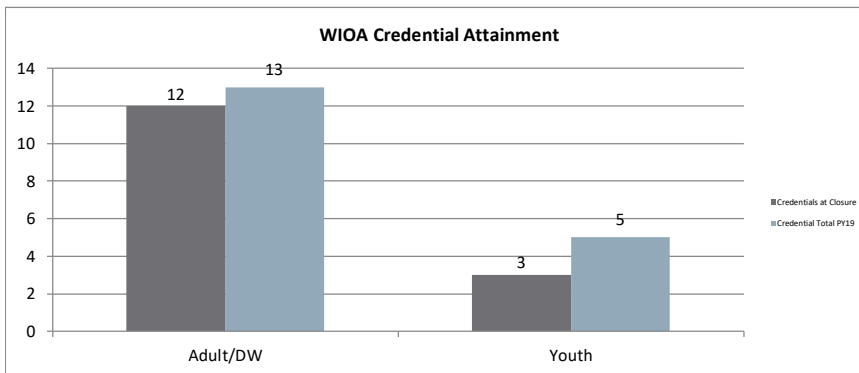
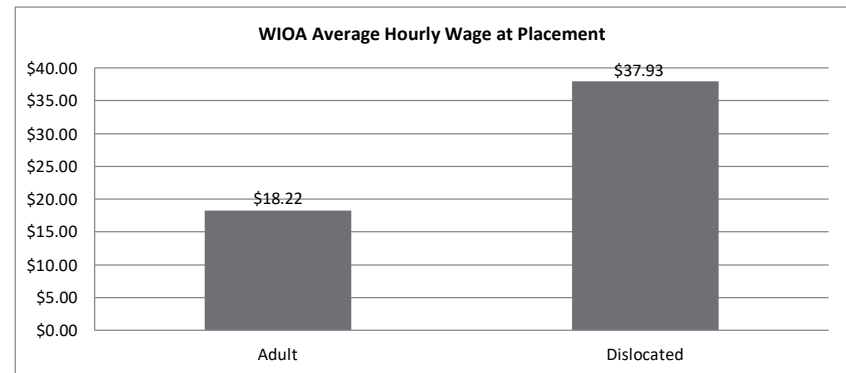
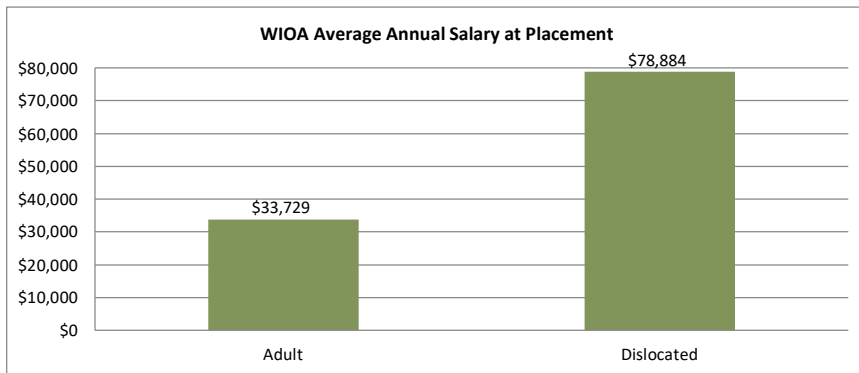
At-A-Glance					
One-Stop Services*		WIOA Services (Youth/Adult/DW)		All Employment & Training Programs	
Center Visits	4,873	Total Participants	282		
One-Stop Job Placements	0	WIOA Job Placements	19	Total Enrolled	282
Average Hourly Wage at Placement	\$0.00	Average Hourly Wage at Placement (Adult)	\$18.22	Total Exited	20
* Visit numbers are being brought current to include all virtual services		Average Hourly Wage at Placement (DW)	\$37.93	Total Job Placements	19
being provided by center programs that would have utilized pre-COVID		Average Hourly Wage at Placement (Youth)	\$13.29	Total Participants with Disabilities	59
walk-in services during this PY if available.		Credentials Received in PY21	18	Total Veterans	3
Note: Core placements are updated quarterly.		Credentials Received at Closure	15		



*IWT not included, see Page 3 for Data

WIOA Breakdown - Adult, Dislocated Worker and Youth

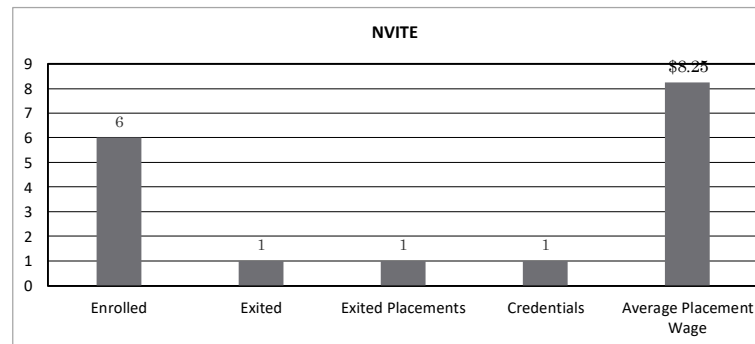
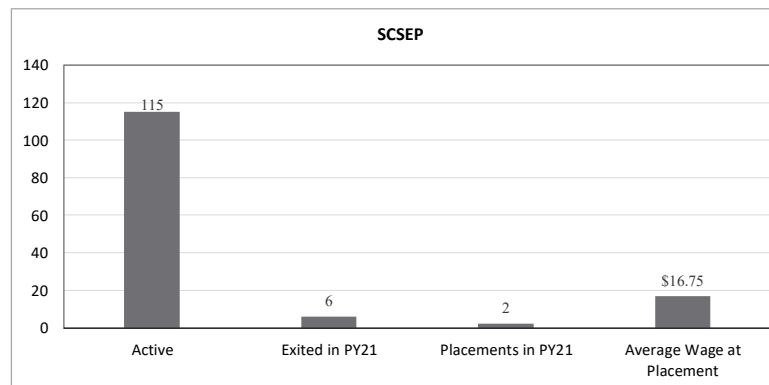
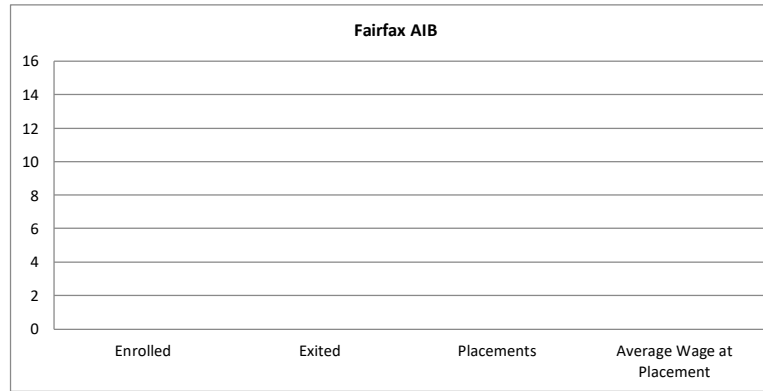




Northern Virginia Workforce Development Area, LWDA XI

WIOA Grants and Other Programs Statistics (July 1, 2021- August 31, 2021)

Non WIOA Grants

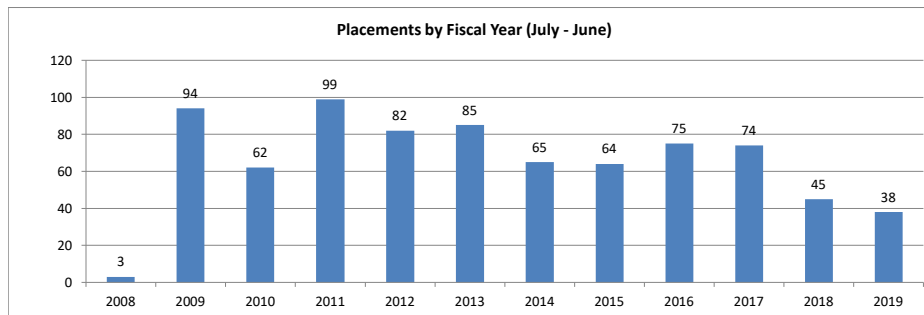
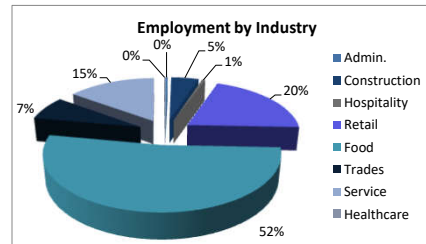
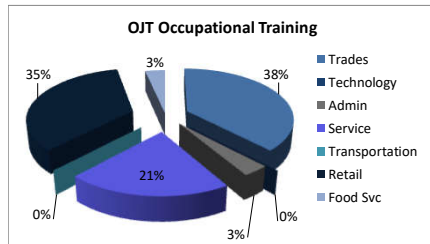


Fairfax AIB (Alternative Incarceration Branch) Center
Monthly Report

	Jul-21	Aug-21	Sep-21	Oct-21	Nov-21	Dec-21	Jan-22	Feb-22	Mar-22	Apr-22	May-22	Jun-22
Enrolled	0	0										
Placed in Employment	0	0										
Exited	0	0										
<i>Employed at Exit</i>	0	0										
<i>Unemployed at Exit</i>	0	0										
Currently Employed	0	0										
Other Fairfax Inmates served	3	2										
<i>Average Hourly Wage</i>	\$14.90	\$15.40										

<i>Cumulative</i>	
Enrolled	938
Non-Exited Placements	132
Exited	790
<i>Unemployed at Exit</i>	127
<i>Employed at Exit</i>	658
Insured by Federal Bonding	68
<i>Total Bonding Value</i>	\$340,000
Total On the Job Trainings	29
<i>On the Job Training Expenditures</i>	\$62,628
Re-Offended	74

Recidivism Rate 8%



Sample of Monthly Placements

Positions	Employers	Wage
Laborer	Shirley Contracting	\$12.00
Crew	Chipotle	\$10.75
Laundry Attendant	I&L Laundry	\$9.00

BREAKDOWN REPORT ON ITAS AND OJTS

July 1, 2021 -August 31, 2021

ITAs / INDUSTRY	Obligated Funds	Additional Training Expenses	WIOA YOUTH		WIOA ADULT/DW		TOTAL
			Number	Percent	Number	Percent	
Accounting/Finance (AF)	\$289		0	0.00%	1	4.00%	1
Clerical / Administrative (CA)	\$1,565		0	0.00%	1	4.00%	1
Construction / Trade (CT)	\$0		0	0.00%	0	0.00%	0
Education (Ed)	\$0		0	0.00%	0	0.00%	0
Healthcare (He)	\$22,263		6	54.55%	5	20.00%	11
Hospitality / Services (HS)	\$3,000		1	9.09%	0	0.00%	1
Literacy Activities (LA)	\$0		0	0.00%	0	0.00%	0
Management/Business (MB)	\$1,245		0	0.00%	1	4.00%	1
Technology (Tech)	\$15,140		2	18.18%	6	24.00%	8
Transportation (Tr)	\$38,850		2	18.18%	11	44.00%	13
Others	\$0		0	0.00%	0	0.00%	0
TOTAL	\$82,352	\$0	11	100.00%	25	100.00%	36

AF: bookkeeping

CA: Administrative Certificate, MS Office Certificate

CT: HVAC, plumbing, electric

Ed: teaching, childcare

LA: ESL, basic computer

He: medical, dental, pet health

HS: food, design, massage, hair

Tech: information technology

Tr: CDL (A & B or endorsement)

MB: government contracts, HR, project management

ITA Obligated by Grants	Training Amount
WIOA Adult	\$32,354
WIOA Dislocated	\$7,776
WIOA Youth	\$25,222
NEG	\$17,000
TOTAL	\$82,352

OJT Obligated by Grants	OJT /WEX Amount
WIOA Adult	\$0
WIOA DW	\$0
Youth	\$0
TOTAL	\$0

OJTs &WEX / INDUSTRY	Obligated Funds	WIOA YOUTH		WIOA A/WIOA DW		TOTAL
		Number	Percent	Number	Percent	
Accounting/Finance (AF)	\$0	0	0.00%	0	0.00%	0
Clerical / Administrative (CA)	\$0	0	0.00%	0	0.00%	0
Construction / Trade (CT)	\$0	0	0.00%	0	0.00%	0
Education (Ed)	\$0	0	0.00%	0	0.00%	0
Healthcare (He)	\$0	0	0.00%	0	0.00%	0
Hospitality / Services (HS)	\$0	0	0.00%	0	0.00%	0
Literacy Activities (LA)	\$0	0	0.00%	0	0.00%	0
Management/Business (MB)	\$0	0	0.00%	0	0.00%	0
Technology (Tech)	\$0	0	0.00%	0	0.00%	0
Transportation (Tr)	\$0	0	0.00%	0	0.00%	0
TOTAL	\$0	0	0.00%	0	0.00%	0

Northern Virginia Workforce Area #11
SCSEP Monthly Report

SCSEP Eligible Clients Identified	Jul-21	Aug-21	Sep-21	Oct-21	Nov-21	Dec-21	Jan-21	Feb-21	Mar-21	Apr-21	May-21	Jun-21
SCSEP Active Participants	113	115										
Participants on LWOP	6	3										
New SCSEP Enrollments	3	4										
Average Age of Enrolled	66	66										
New SCSEP Pending Applications	3	7										
Exited from Program	3	3										
Exited with Placement	2	0										
Average Employed Monthly Wage	\$ 16.75	\$ 16.75										
Active Host Site Agencies	19	20										
Host Site Agencies with Slots	9	6										
Number of Available Slots	14	6										
Participants Referred to Host Site	10	5										
New Host Site Agencies Contacted	7	5										
Referral from WIOA One Stop Centers	18	13										
Dual Enrolled with WIOA	0	0										