

# Department of Family Services

## Employment & Training Team Report

### August 2022

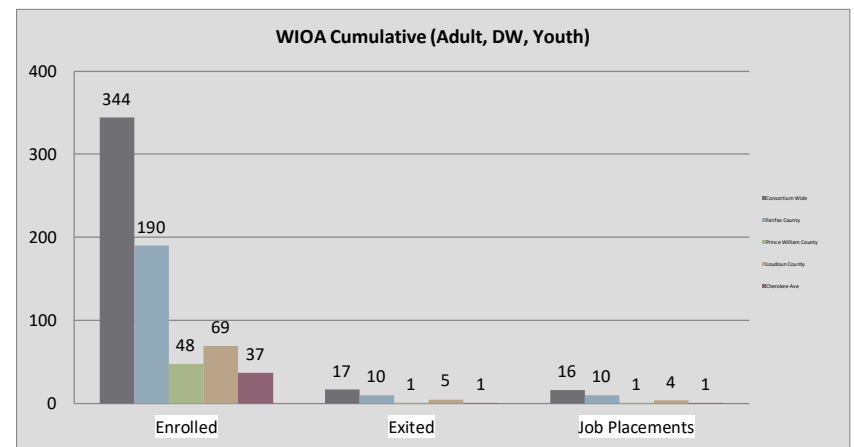
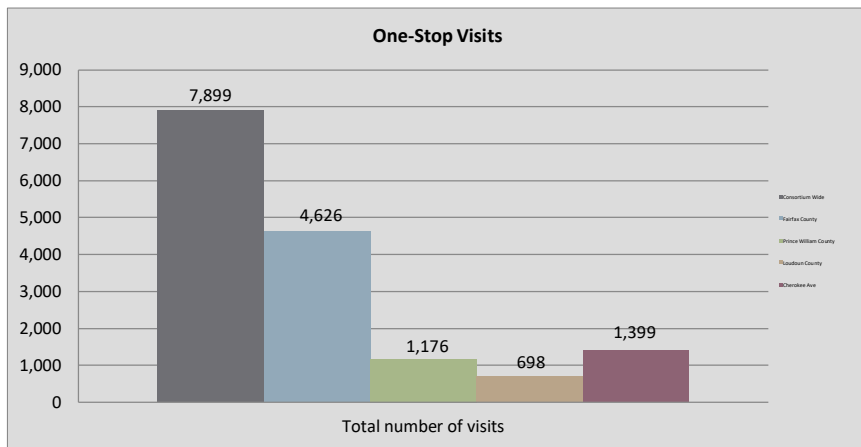


- Pages 1-2: Workforce Innovation and Opportunity Act Program
- Page 3: Workforce Innovation and Opportunity Act/ Other Grants
- Page 4: Fairfax Alternative Incarceration Branch (AIB) Center
- Page 5: ITA and OJT Breakdown
- Page 6: Senior Community Service Employment Program (SCSEP)



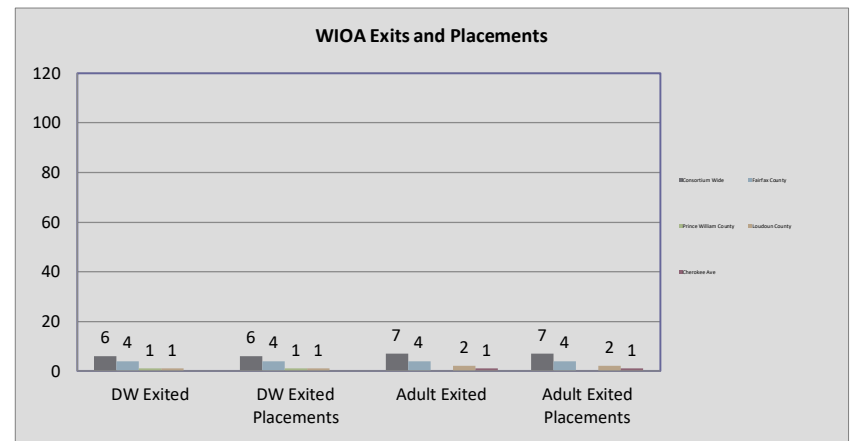
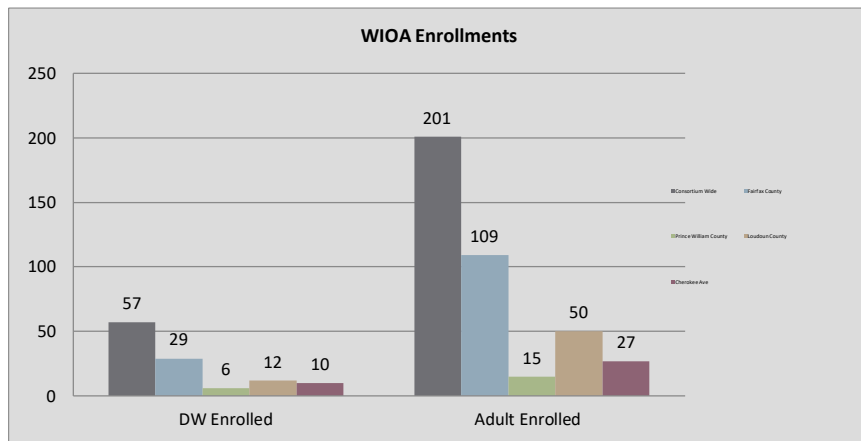
**Northern Virginia Workforce Development Area, LWDA XI**  
WIOA Adult, Dislocated Worker, and Youth Statistics (July 1, 2022- August 31, 2022)

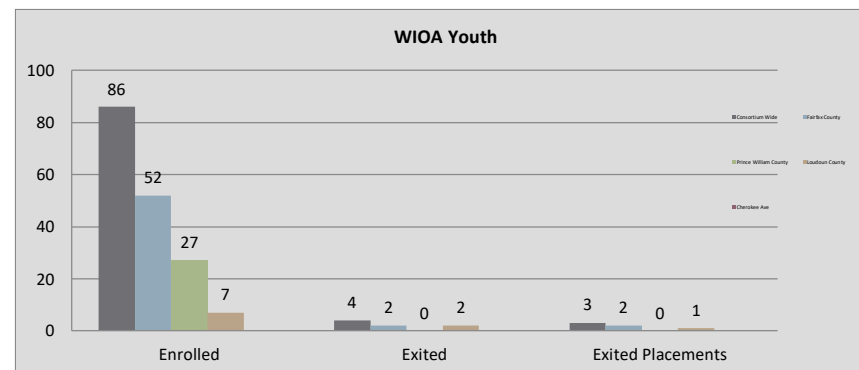
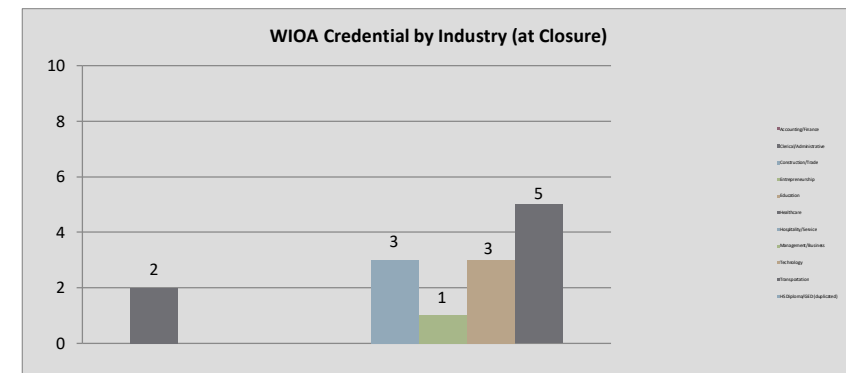
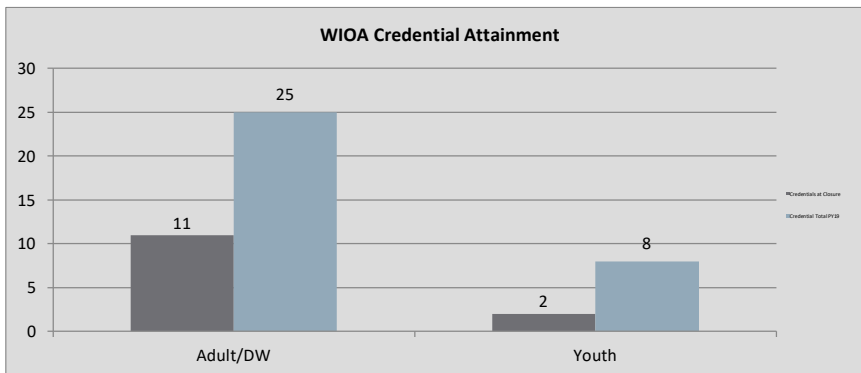
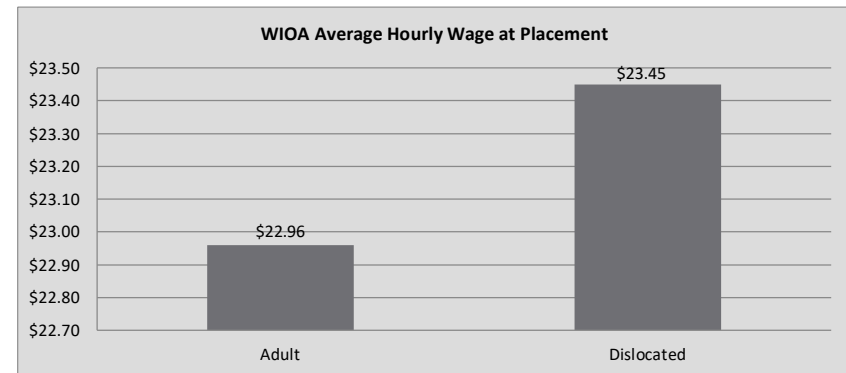
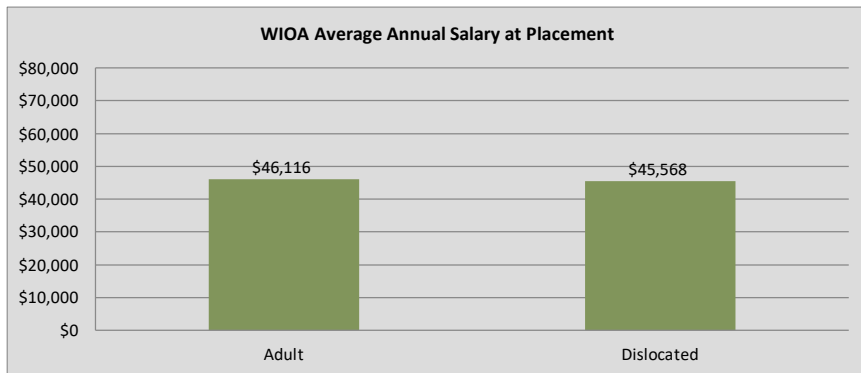
| At-A-Glance  |  |   |
|--|--|---|
| One-Stop Services*   | WIOA Services (Youth/Adult/DW)                   | All Employment & Training Programs      |
| Center Visits 7,899  | Total Participants 344                           |   |
| One-Stop Job Placements 0  | WIOA Job Placements 16                           | Total Enrolled 344                      |
| Average Hourly Wage at Placement \$0.00  | Average Hourly Wage at Placement (Adult) \$22.96 | Total Exited 17                         |
| * Visit numbers are being brought current to include all virtual services being provided by center programs that would have utilized pre-COVID walk-in services during this PY if available. | Average Hourly Wage at Placement (DW) \$23.45    | Total Job Placements 16                 |
|  | Average Hourly Wage at Placement (Youth) \$15.94 | Total Participants with Disabilities 67 |
|  | Credentials Received in PY22 33                  | Total Veterans 7                        |
| Note: Core placements are updated quarterly.   | Credentials Received at Closure 13               |   |



\*IWT not included, see Page 3 for Data

**WIOA Breakdown - Adult, Dislocated Worker and Youth**

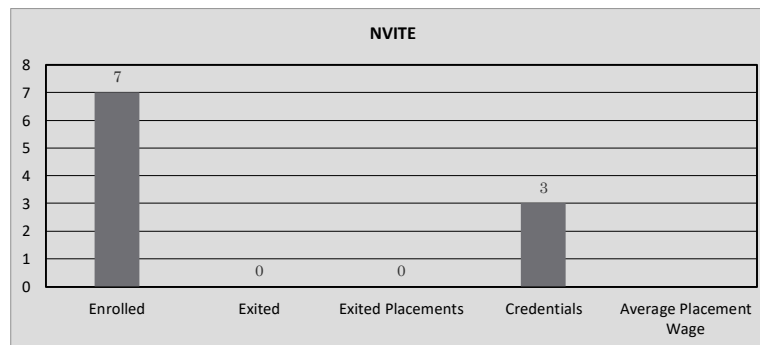
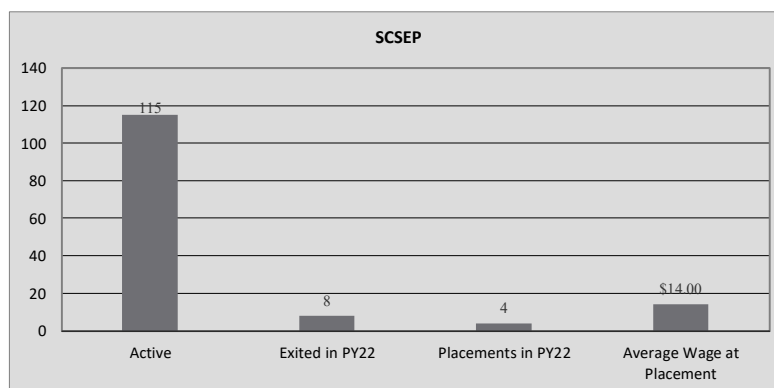
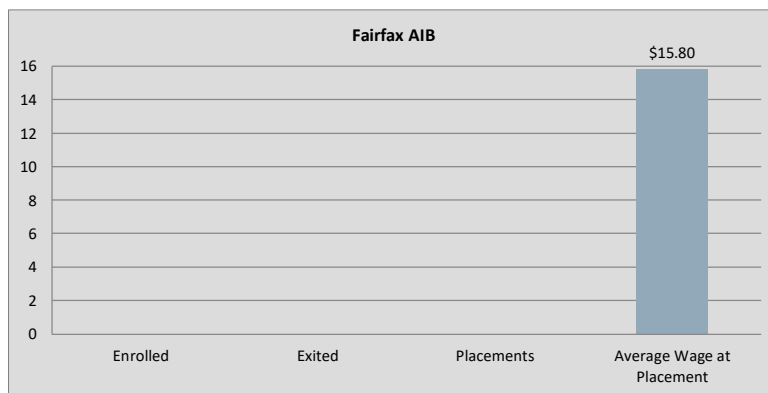




## Northern Virginia Workforce Development Area, LWDA XI

WIOA Grants and Other Programs Statistics (July 1, 2022- August 31, 2022)

### Non WIOA Grants



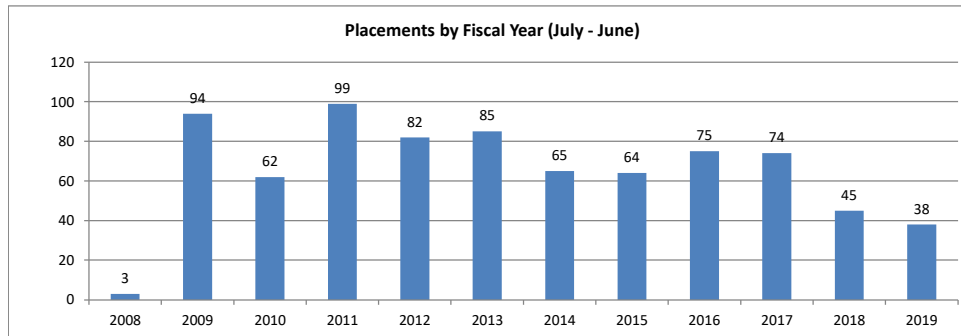
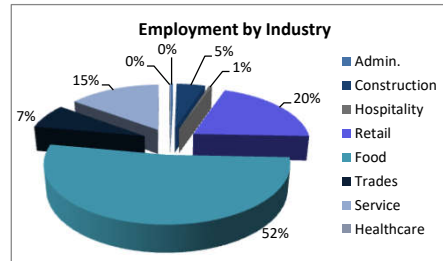
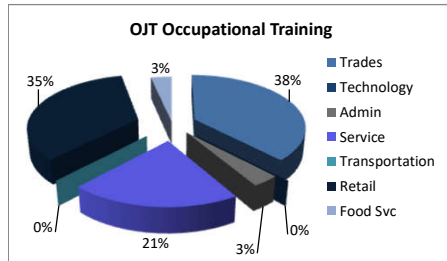
## Fairfax AIB (Alternative Incarceration Branch) Center

### Monthly Report

|                              | Jul-22  | Aug-22  | Sep-22 | Oct-22 | Nov-22 | Dec-22 | Jan-23 | Feb-23 | Mar-23 | Apr-23 | May-23 | Jun-23 |
|------------------------------|---------|---------|--------|--------|--------|--------|--------|--------|--------|--------|--------|--------|
| Enrolled                     | 0       | 0       |        |        |        |        |        |        |        |        |        |        |
| Placed in Employment         | 0       | 0       |        |        |        |        |        |        |        |        |        |        |
| Exited                       | 0       | 0       |        |        |        |        |        |        |        |        |        |        |
| <i>Employed at Exit</i>      | 0       | 0       |        |        |        |        |        |        |        |        |        |        |
| <i>Unemployed at Exit</i>    | 0       | 0       |        |        |        |        |        |        |        |        |        |        |
| Currently Employed           | 0       | 0       |        |        |        |        |        |        |        |        |        |        |
| Other Fairfax Inmates served | 0       | 0       |        |        |        |        |        |        |        |        |        |        |
| <i>Average Hourly Wage</i>   | \$15.80 | \$15.80 |        |        |        |        |        |        |        |        |        |        |

| Cumulative                              |           |
|---|-----------|
| Enrolled                                | 938       |
| Non-Exited Placements                   | 132       |
| Exited                                  | 790       |
| <i>Unemployed at Exit</i>               | 127       |
| <i>Employed at Exit</i>                 | 658       |
| Insured by Federal Bonding              | 68        |
| <i>Total Bonding Value</i>              | \$340,000 |
| Total On the Job Trainings              | 29        |
| <i>On the Job Training Expenditures</i> | \$62,628  |
| Re-Offended                             | 74        |

**Recidivism Rate 8%**



#### Sample of Monthly Placements

| Positions         | Employers           | Wage    |
|-------------------|---------------------|---------|
| Laborer           | Shirley Contracting | \$12.00 |
| Crew              | Chipotle            | \$10.75 |
| Laundry Attendant | I&L Laundry         | \$9.00  |

## BREAKDOWN REPORT ON ITAS AND OJTS

### *Monthly Report*

| ITAs / INDUSTRY               | Obligated Funds     | Additional Training Expenses | WIOA YOUTH |             | WIOA ADULT/DW |               | TOTAL     |
|-------------------------------|---------------------|------------------------------|------------|-------------|---------------|---------------|-----------|
|                               |                     |                              | Number     | Percent     | Number        | Percent       |           |
| Accounting/Finance (AF)       | \$0.00              |                              | 0          | 0.00%       | 0             | 0.00%         | 0         |
| Clerical /Administrative (CA) | \$0.00              |                              | 0          | 0.00%       | 0             | 0.00%         | 0         |
| Construction / Trade (CT)     | \$2,525.00          |                              | 2          | 29.00%      | 0             | 0.00%         | 2         |
| Education (Ed)                | \$0.00              |                              | 0          | 0.00%       | 0             | 0.00%         | 0         |
| Healthcare (He)               | \$10,634.00         |                              | 3          | 43.00%      | 1             | 3.00%         | 4         |
| Hospitality Services (HS)     | \$0.00              |                              | 0          | 0.00%       | 0             | 0.00%         | 0         |
| Literacy (LA)                 | \$0.00              |                              | 0          | 0.00%       | 0             | 0.00%         | 0         |
| Management/Business (MB)      | \$0.00              |                              | 0          | 0.00%       | 2             | 6.00%         | 2         |
| Technology (Tech)             | \$18,392.00         |                              | 1          | 14.00%      | 6             | 16.00%        | 7         |
| Transportation (TR)           | \$82,800.00         |                              | 1          | 14.00%      | 27            | 75.00%        | 28        |
| Others                        | \$0.00              |                              | 0          | 0.00%       | 0             |               | 0         |
| <b>TOTAL</b>                  | <b>\$114,351.00</b> | <b>\$0.00</b>                | <b>7</b>   | <b>100%</b> | <b>36</b>     | <b>100.0%</b> | <b>43</b> |

| ITAs / INDUSTRY               | Obligated Funds     |
|-------------------------------|---------------------|
| Accounting/Finance (AF)       | \$0.00              |
| Clerical /Administrative (CA) | \$0.00              |
| Construction / Trade (CT)     | \$2,525.00          |
| Education (Ed)                | \$0.00              |
| Healthcare (He)               | \$10,634.00         |
| Hospitality Services (HS)     | \$0.00              |
| Literacy (LA)                 | \$0.00              |
| Management/Business (MB)      | \$0.00              |
| Technology (Tech)             | \$18,392.00         |
| Transportation (TR)           | \$82,800.00         |
| Others                        | \$0.00              |
| <b>TOTAL</b>                  | <b>\$114,351.00</b> |

| OJT Obligated by Grants |  | OJT /WEX Amount |
|-------------------------|--|-----------------|
| WIOA Adult              |  | \$0             |
| WIOA DW                 |  | \$0             |
| Youth                   |  | \$0             |
| <b>TOTAL</b>            |  | <b>\$0</b>      |

**Northern Virginia Workforce Area #11**  
SCSEP Monthly Report

| SCSEP Eligible Clients Identified   | Jul-22   | Aug-22 | Sep-22 | Oct-22 | Nov-22 | Dec-22 | 1/1/2023 | 2/1/2023 | 3/1/2023 | 4/1/2023 | 5/1/2023 | 6/1/2023 |
|-------------------------------------|----------|--------|--------|--------|--------|--------|----------|----------|----------|----------|----------|----------|
| SCSEP Active Participants           | 114      | 115    |        |        |        |        |          |          |          |          |          |          |
| Transferred to NCOA Data Team       | 0        | 0      |        |        |        |        |          |          |          |          |          |          |
| Participants on LWOP                | 6        | 8      |        |        |        |        |          |          |          |          |          |          |
| New SCSEP Enrollments               | 1        | 5      |        |        |        |        |          |          |          |          |          |          |
| Average Age of Enrolled             | 66       | 66     |        |        |        |        |          |          |          |          |          |          |
| New SCSEP Pending Applications      | 9        | 5      |        |        |        |        |          |          |          |          |          |          |
| Exited from Program                 | 6        | 2      |        |        |        |        |          |          |          |          |          |          |
| Exited with Placement               | 4        | 0      |        |        |        |        |          |          |          |          |          |          |
| Average Employed Monthly Wage       | \$ 14.00 | \$ -   |        |        |        |        |          |          |          |          |          |          |
| Active Host Site Agencies           | 25       | 25     |        |        |        |        |          |          |          |          |          |          |
| Host Site Agencies with Slots       | 3        | 3      |        |        |        |        |          |          |          |          |          |          |
| Number of Available Slots           | 3        | 4      |        |        |        |        |          |          |          |          |          |          |
| Participants Referred to Host Site  | 4        | 5      |        |        |        |        |          |          |          |          |          |          |
| New Host Site Agencies Contacted    | 15       | 13     |        |        |        |        |          |          |          |          |          |          |
| Referral from WIOA One Stop Centers | 7        | 7      |        |        |        |        |          |          |          |          |          |          |
| Dual Enrolled with WIOA             | 1        | 1      |        |        |        |        |          |          |          |          |          |          |