

# Department of Family Services

## Employment & Training Team Report

### June 2021

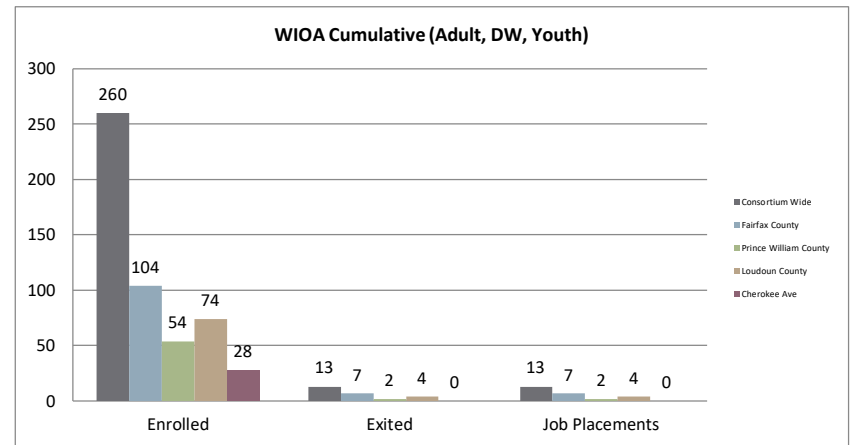


- Pages 1-2: Workforce Innovation and Opportunity Act Program
- Page 3: Workforce Innovation and Opportunity Act/ Other Grants
- Page 4: Fairfax Alternative Incarceration Branch (AIB) Center
- Page 5: ITA and OJT Breakdown
- Page 6: Senior Community Service Employment Program (SCSEP)



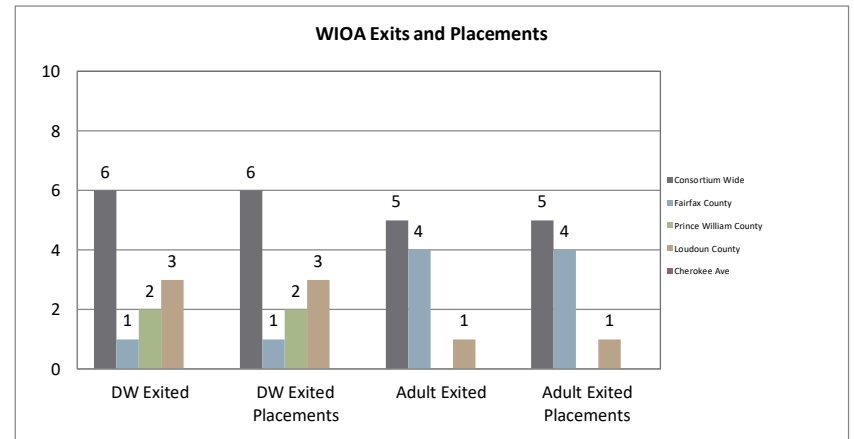
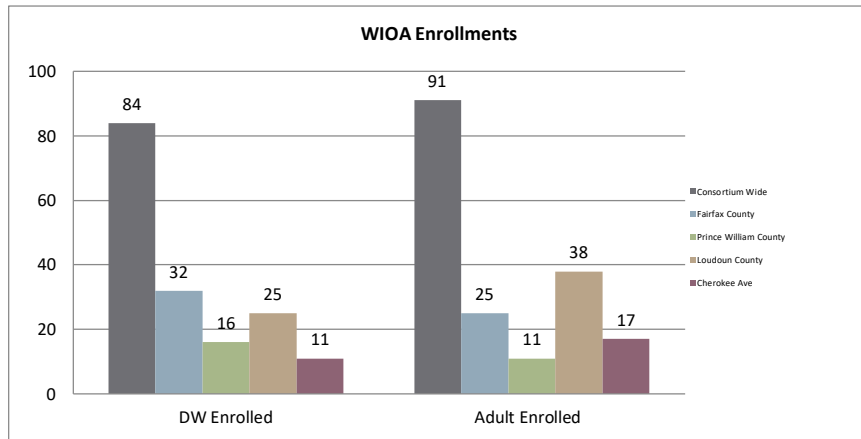
**Northern Virginia Workforce Development Area, LWDA XI**  
WIOA Adult, Dislocated Worker, and Youth Statistics (July 1, 2021-July 31, 2021)

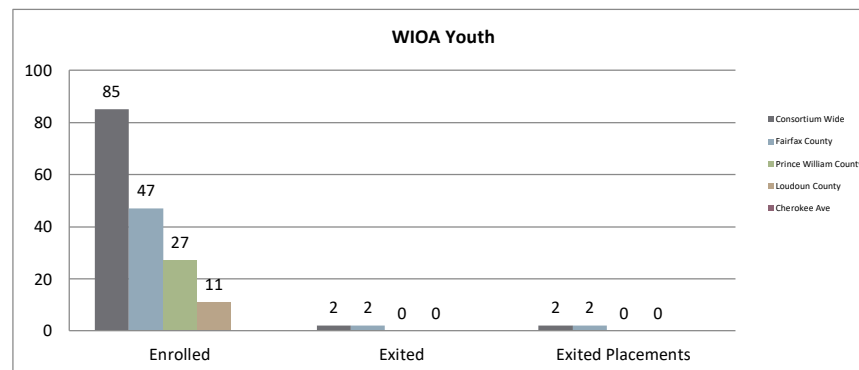
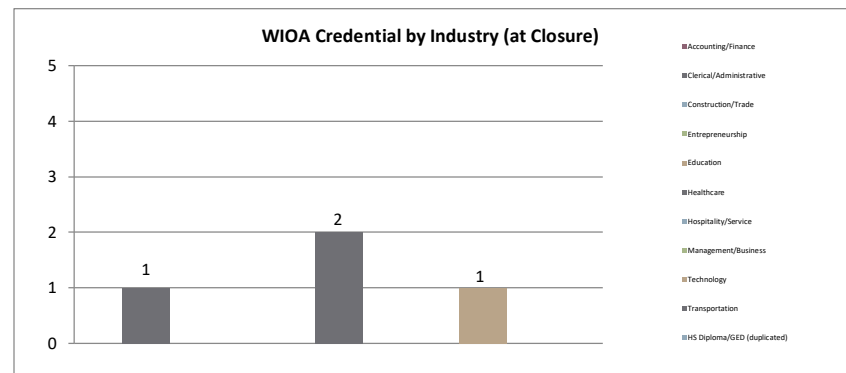
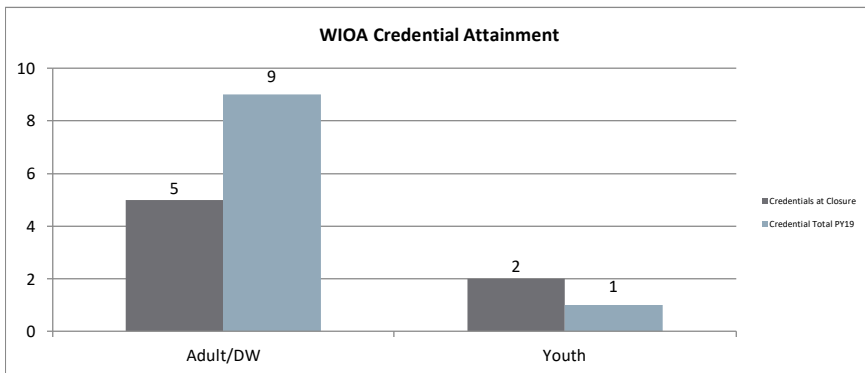
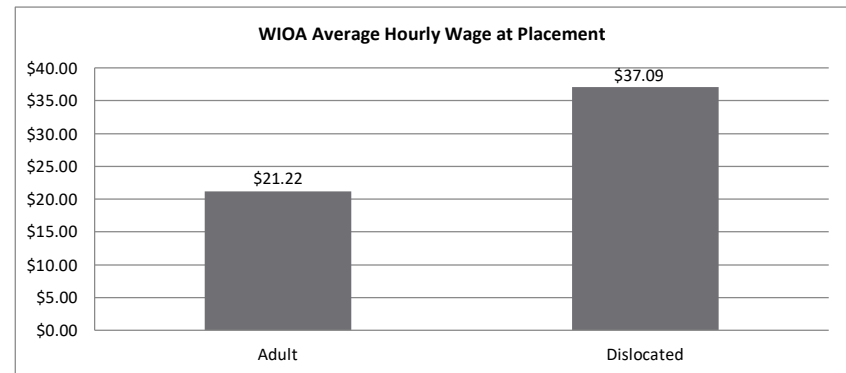
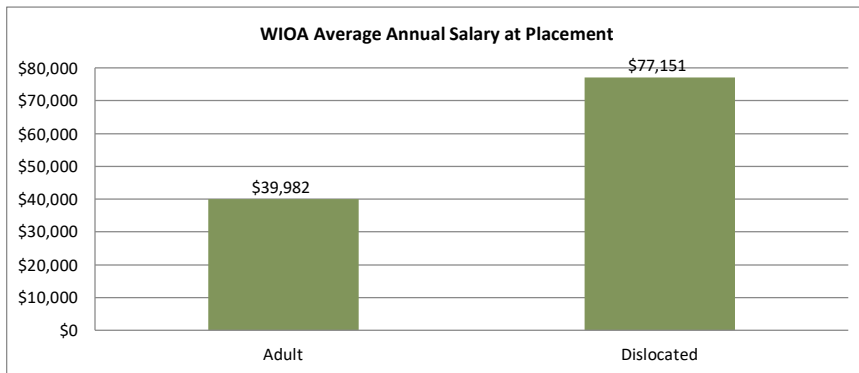
At-A-Glance					
One-Stop Services*		WIOA Services (Youth/Adult/DW)		All Employment & Training Programs	
Center Visits	2,659	Total Participants	260	Total Enrolled	260
One-Stop Job Placements	0	WIOA Job Placements	13	Total Exited	13
Average Hourly Wage at Placement	\$0.00	Average Hourly Wage at Placement (Adult)	\$21.22	Total Job Placements	13
* Visit numbers are being brought current to include all virtual services being provided by center programs that would have utilized pre-COVID walk-in services during this PY if available.		Average Hourly Wage at Placement (DW)	\$37.09	Total Participants with Disabilities	52
		Average Hourly Wage at Placement (Youth)	\$13.29	Total Veterans	0
		Credentials Received in PY21	10		
Note: Core placements are updated quarterly.		Credentials Received at Closure	7		



\*IWT not included, see Page 3 for Data

**WIOA Breakdown - Adult, Dislocated Worker and Youth**

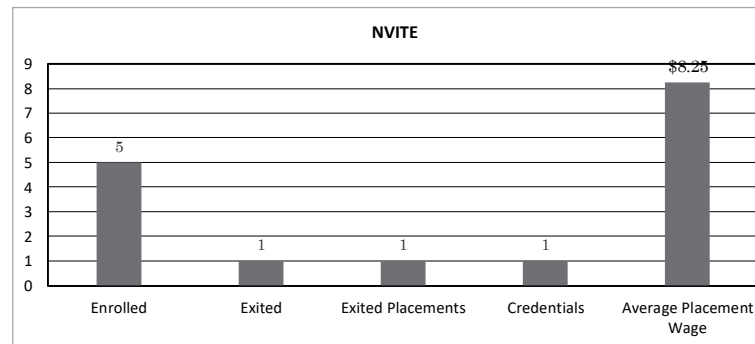
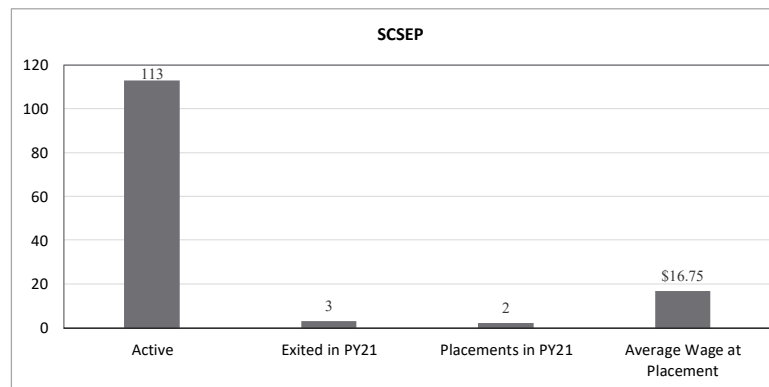
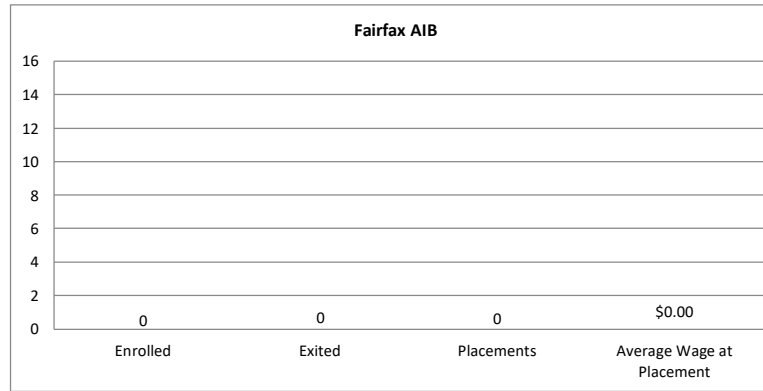




## Northern Virginia Workforce Development Area, LWDA XI

WIOA Grants and Other Programs Statistics (July 1, 2021- July 31, 2021)

### Non WIOA Grants

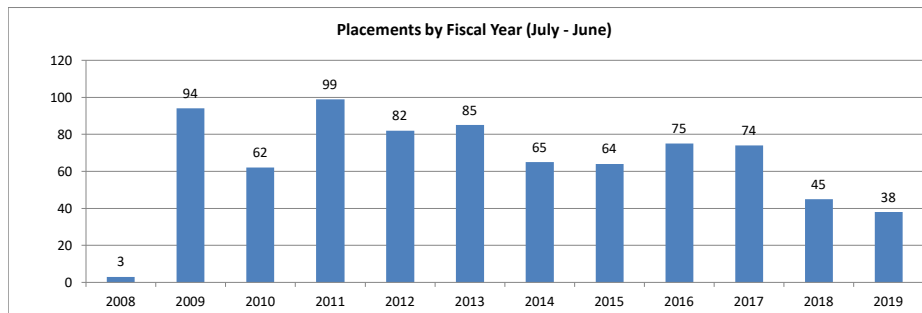
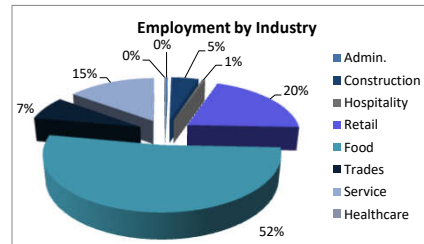
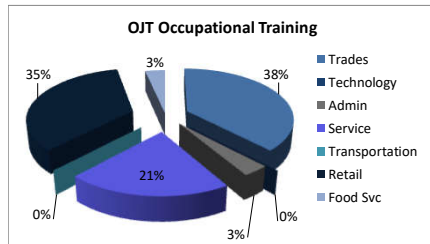


**Fairfax AIB (Alternative Incarceration Branch) Center**  
*Monthly Report*

	Jul-21	Aug-21	Sep-21	Oct-21	Nov-21	Dec-21	Jan-22	Feb-22	Mar-22	Apr-22	May-22	Jun-22
Enrolled	0											
Placed in Employment	0											
Exited	0											
<i>Employed at Exit</i>	0											
<i>Unemployed at Exit</i>	0											
Currently Employed	0											
Other Fairfax Inmates served	3											
<i>Average Hourly Wage</i>	\$14.90											

<i>Cumulative</i>	
Enrolled	938
Non-Exited Placements	132
Exited	790
<i>Unemployed at Exit</i>	127
<i>Employed at Exit</i>	658
Insured by Federal Bonding	68
<i>Total Bonding Value</i>	\$340,000
Total On the Job Trainings	29
<i>On the Job Training Expenditures</i>	\$62,628
Re-Offended	74

**Recidivism Rate 8%**



**Sample of Monthly Placements**

Positions	Employers	Wage
Laborer	Shirley Contracting	\$12.00
Crew	Chipotle	\$10.75
Laundry Attendant	I&L Laundry	\$9.00

## BREAKDOWN REPORT ON ITAS AND OJTS

*July 1, 2021 -July 31, 2021*

ITAs / INDUSTRY	Obligated Funds	Additional Training Expenses	WIOA YOUTH		WIOA ADULT/DW		TOTAL
			Number	Percent	Number	Percent	
Accounting/Finance (AF)	\$289		0	0.00%	1	6.67%	1
Clerical / Administrative (CA)	\$0		0	0.00%	0	0.00%	0
Construction / Trade (CT)	\$0		0	0.00%	0	0.00%	0
Education (Ed)	\$0		0	0.00%	0	0.00%	0
Healthcare (He)	\$15,444		4	50.00%	4	26.67%	8
Hospitality / Services (HS)	\$3,000		1	12.50%	0	0.00%	1
Literacy Activities (LA)	\$0		0	0.00%	0	0.00%	0
Management/Business (MB)	\$0		0	0.00%	0	0.00%	0
Technology (Tech)	\$13,941		2	25.00%	5	33.33%	7
Transportation (Tr)	\$18,000		1	12.50%	5	33.33%	6
Others	\$0		0	0.00%	0	0.00%	0
<b>TOTAL</b>	<b>\$50,674</b>	<b>\$0</b>	<b>8</b>	<b>100.00%</b>	<b>15</b>	<b>100.00%</b>	<b>23</b>

*AF: bookkeeping*

*CA: Administrative Certificate, MS Office Certificate*

*CT: HVAC, plumbing, electric*

*Ed: teaching, childcare*

*LA: ESL, basic computer*

*He: medical, dental, pet health*

*HS: food, design, massage, hair*

*Tech: information technology*

*Tr: CDL ( A & B or endorsement)*

*MB: government contracts, HR, project management*

ITA Obligated by Grants	Training Amount
WIOA Adult	\$18,662
WIOA Dislocated	\$6,577
WIOA Youth	\$18,036
NEG	\$7,399
<b>TOTAL</b>	<b>\$50,674</b>

OJT Obligated by Grants	OJT /WEX Amount
WIOA Adult	\$0
WIOA DW	\$0
Youth	\$0
<b>TOTAL</b>	<b>\$0</b>

OJTs &WEX / INDUSTRY	Obligated Funds	WIOA YOUTH		WIOA A/WIOA DW		TOTAL
		Number	Percent	Number	Percent	
Accounting/Finance (AF)	\$0	0	0.00%	0	0.00%	0
Clerical / Administrative (CA)	\$0	0	0.00%	0	0.00%	0
Construction / Trade (CT)	\$0	0	0.00%	0	0.00%	0
Education (Ed)	\$0	0	0.00%	0	0.00%	0
Healthcare (He)	\$0	0	0.00%	0	0.00%	0
Hospitality / Services (HS)	\$0	0	0.00%	0	0.00%	0
Literacy Activities (LA)	\$0	0	0.00%	0	0.00%	0
Management/Business (MB)	\$0	0	0.00%	0	0.00%	0
Technology (Tech)	\$0	0	0.00%	0	0.00%	0
Transportation (Tr)	\$0	0	0.00%	0	0.00%	0
<b>TOTAL</b>	<b>\$0</b>	<b>0</b>	<b>0.00%</b>	<b>0</b>	<b>0.00%</b>	<b>0</b>

**Northern Virginia Workforce Area #11**  
SCSEP Monthly Report

SCSEP Eligible Clients Identified	Jul-21	Aug-21	Sep-21	Oct-21	Nov-21	Dec-21	Jan-21	Feb-21	Mar-21	Apr-21	May-21	Jun-21
SCSEP Active Participants	113											
Participants on LWOP	7											
New SCSEP Enrollments	3											
Average Age of Enrolled	66											
New SCSEP Pending Applications	3											
Exited from Program	3											
Exited with Placement	2											
Average Employed Monthly Wage	\$ 16.75											
Active Host Site Agencies	19											
Host Site Agencies with Slots	8											
Number of Avalable Slots	14											
Participants Referred to Host Site	10											
New Host Site Agencies Contacted	7											
Referral from WIOA One Stop Centers	18											
Dual Enrolled with WIOA	0											