

Department of Family Services

Employment & Training Team Report

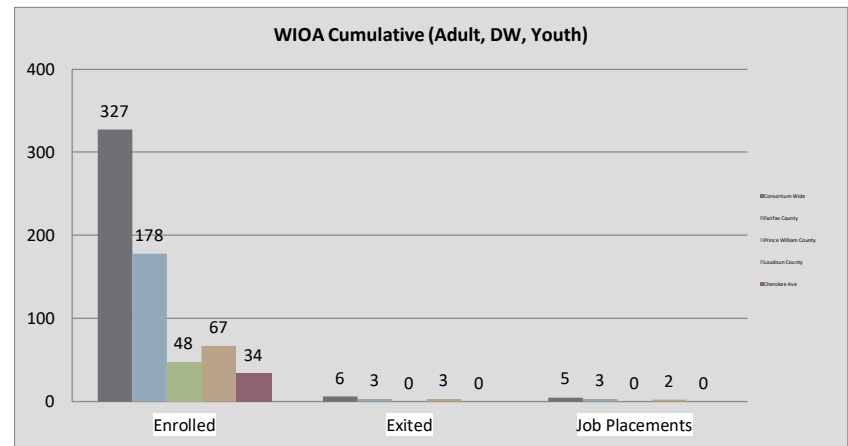
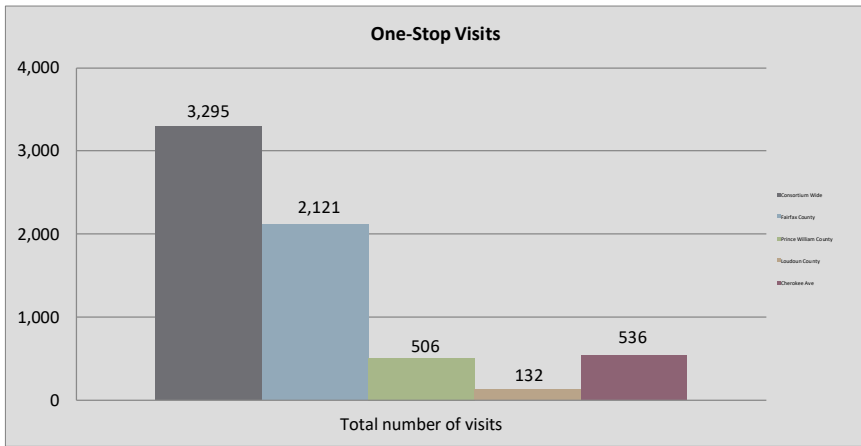
July 2022

- Pages 1-2: Workforce Innovation and Opportunity Act Program
- Page 3: Workforce Innovation and Opportunity Act/ Other Grants
- Page 4: Fairfax Alternative Incarceration Branch (AIB) Center
- Page 5: ITA and OJT Breakdown
- Page 6: Senior Community Service Employment Program (SCSEP)



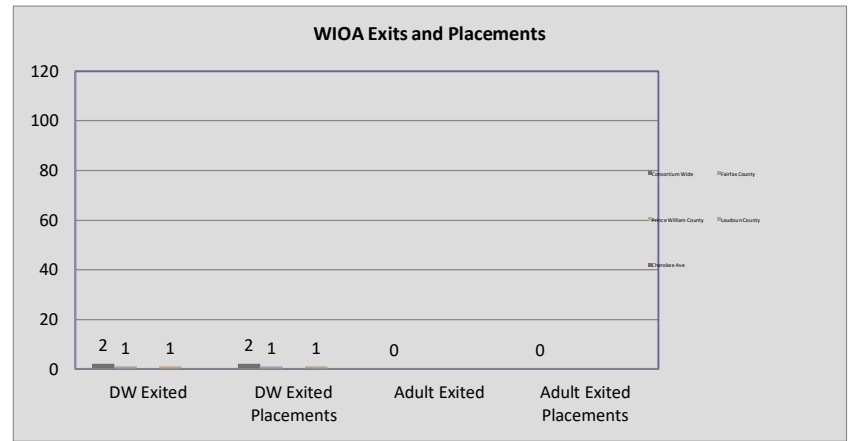
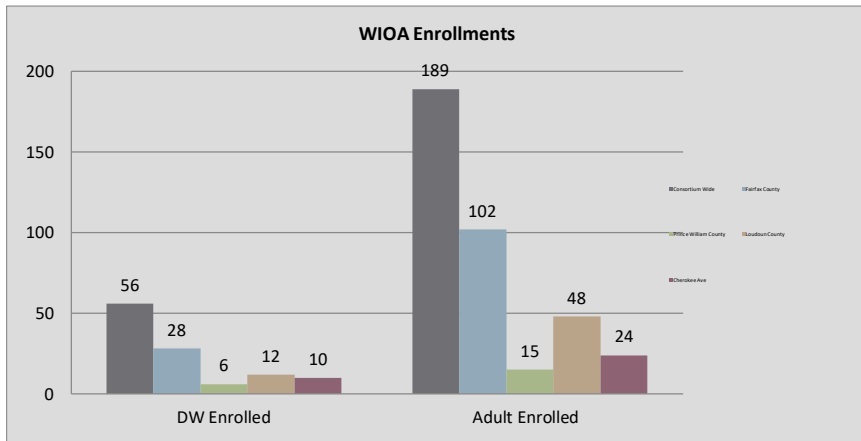
Northern Virginia Workforce Development Area, LWDA XI
WIOA Adult, Dislocated Worker, and Youth Statistics (July 1, 2022- July 31, 2022)

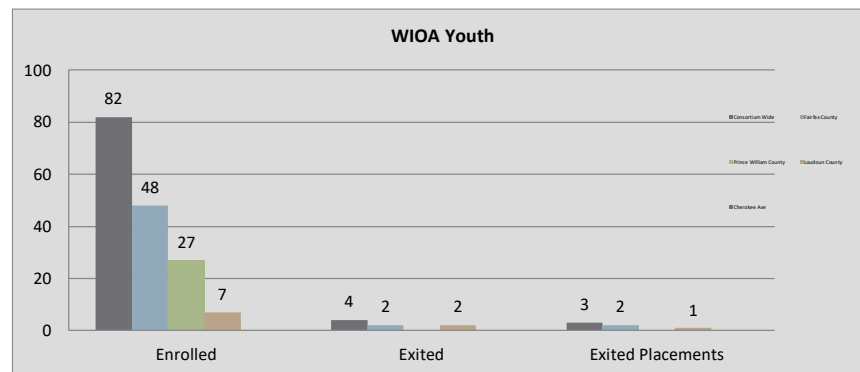
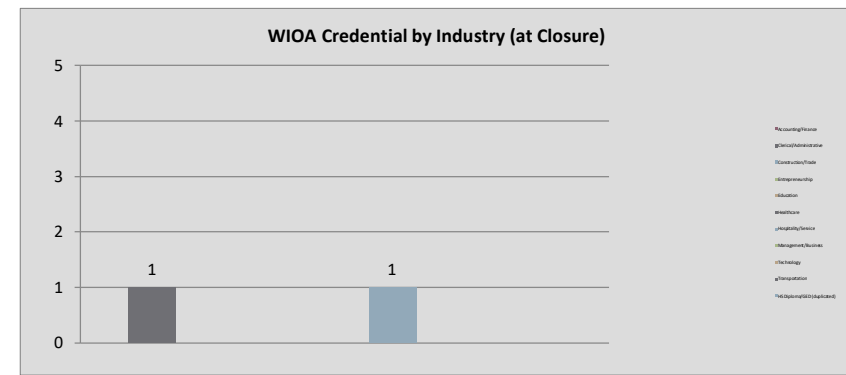
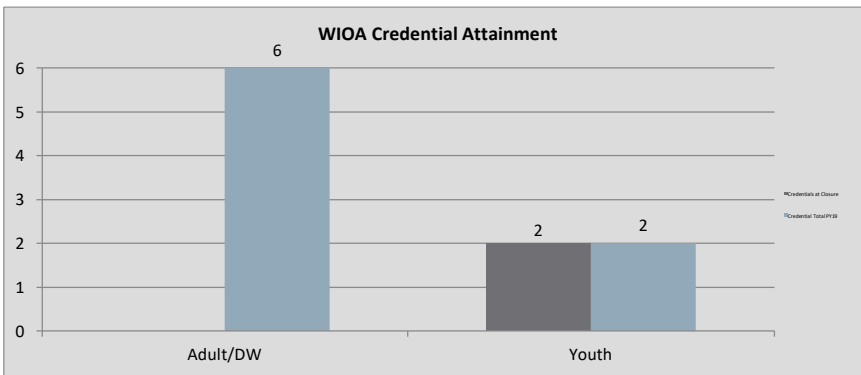
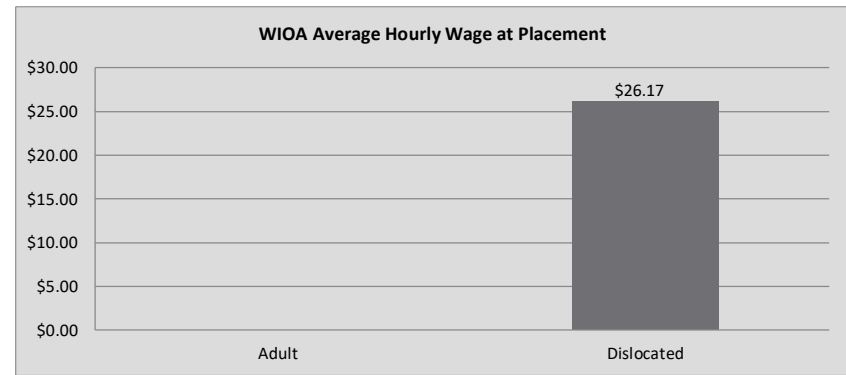
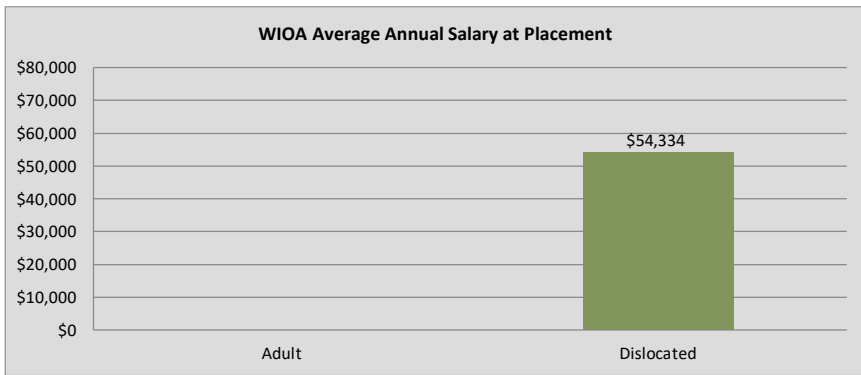
At-A-Glance				
One-Stop Services*	WIOA Services (Youth/Adult/DW)	All Employment & Training Programs		
Center Visits	3,295	Total Participants	327	
One-Stop Job Placements	0	WIOA Job Placements	5	
Average Hourly Wage at Placement	\$0.00	Average Hourly Wage at Placement (Adult)	\$0.00	
* Visit numbers are being brought current to include all virtual services being provided by center programs that would have utilized pre-COVID walk-in services during this PY if available. Note: Core placements are updated quarterly.	Average Hourly Wage at Placement (DW)	\$26.17	Total Enrolled	327
	Average Hourly Wage at Placement (Youth)	\$15.94	Total Exited	6
	Credentials Received in PY21	8	Total Job Placements	5
	Credentials Received at Closure	2	Total Participants with Disabilities	64
		Total Veterans	6	



*IWT not included, see Page 3 for Data

WIOA Breakdown - Adult, Dislocated Worker and Youth

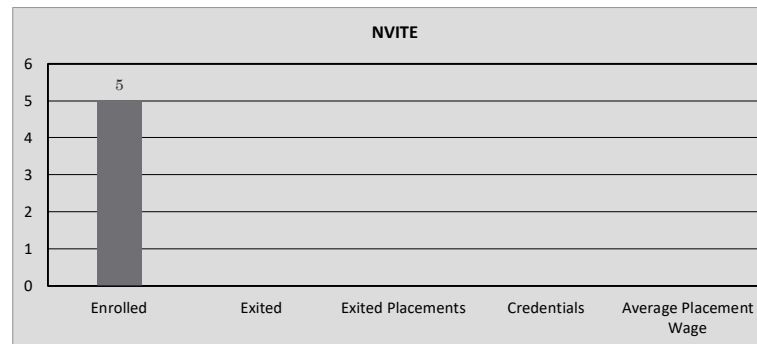
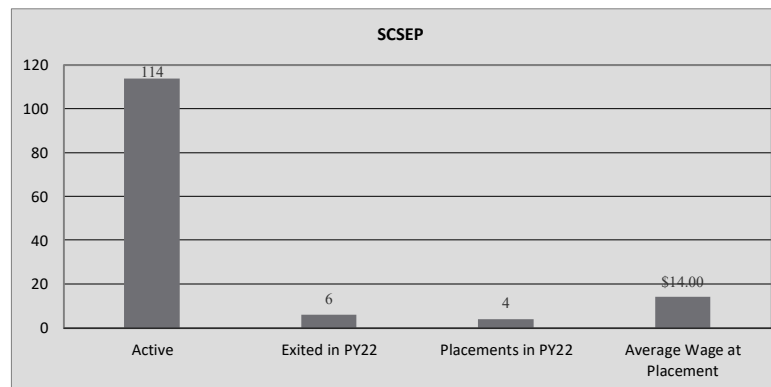
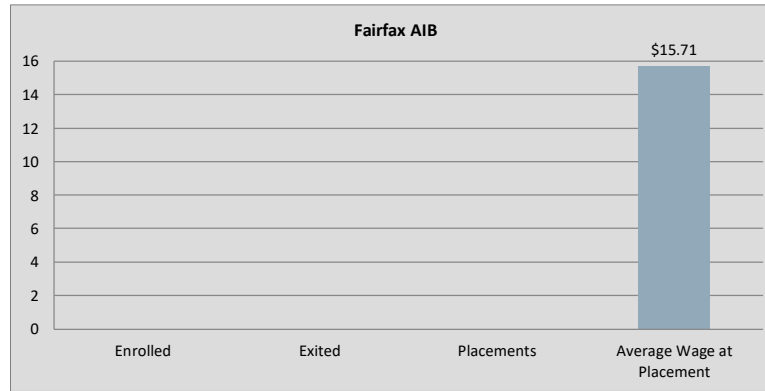




Northern Virginia Workforce Development Area, LWDA XI

WIOA Grants and Other Programs Statistics (July 1, 2022- July 31, 2022)

Non WIOA Grants

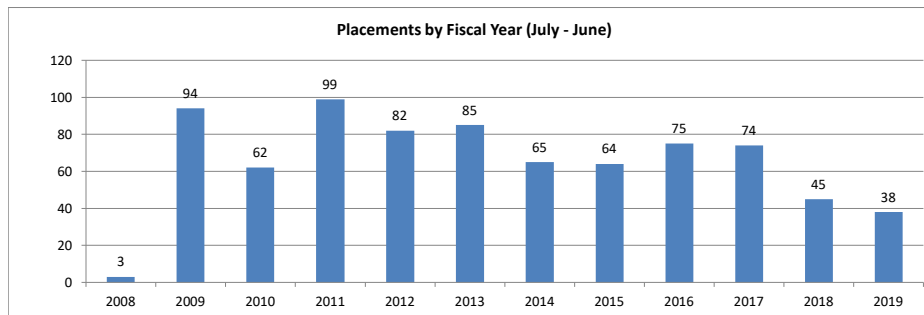
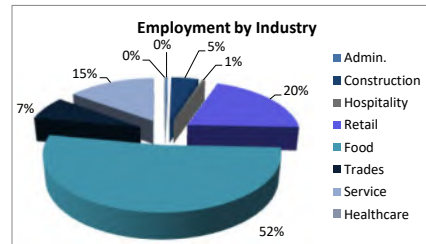
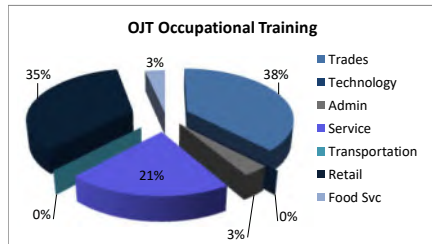


Fairfax AIB (Alternative Incarceration Branch) Center
Monthly Report

	Jul-22	Aug-22	Sep-22	Oct-22	Nov-22	Dec-22	Jan-23	Feb-23	Mar-23	Apr-23	May-23	Jun-23
Enrolled	0											
Placed in Employment	0											
Exited	0											
<i>Employed at Exit</i>	0											
<i>Unemployed at Exit</i>	0											
Currently Employed	0											
Other Fairfax Inmates served	0											
<i>Average Hourly Wage</i>	\$15.80											

<i>Cumulative</i>	
Enrolled	938
Non-Exited Placements	132
Exited	790
<i>Unemployed at Exit</i>	127
<i>Employed at Exit</i>	658
Insured by Federal Bonding	68
<i>Total Bonding Value</i>	\$340,000
Total On the Job Trainings	29
<i>On the Job Training Expenditures</i>	\$62,628
Re-Offended	74

Recidivism Rate 8%



Sample of Monthly Placements

Positions	Employers	Wage
Laborer	Shirley Contracting	\$12.00
Crew	Chipotle	\$10.75
Laundry Attendant	I&L Laundry	\$9.00

BREAKDOWN REPORT ON ITAS AND OJTS

Monthly Report

ITAs / INDUSTRY	Obligated Funds	Additional Training Expenses	WIOA YOUTH		WIOA ADULT/DW		TOTAL
			Number	Percent	Number	Percent	
Accounting/Finance (AF)	\$0.00		0	0.00%	0	0.00%	0
Clerical /Administrative (CA)	\$0.00		0	0.00%	0	0.00%	0
Construction / Trade (CT)	\$2,525.00		2	67.00%	0	0.00%	2
Education (Ed)	\$0.00		0	0.00%	0	0%	0
Healthcare (He)	\$1,347.00		0	0.00%	1	5.00%	1
Hospitality Services (HS)	\$0.00		0	0.00%	0	0.00%	0
Literacy (LA)	\$0.00		0	0.00%	0	0.00%	0
Management/Business (MB)	\$0.00		0	0.00%	2	10.00%	2
Technology (Tech)	\$12,698.00		1	33.00%	5	24.00%	6
Transportation (TR)	\$41,500.00		0	0.00%	13	62.00%	13
Others	\$0.00		0	0.00%	0	0.00%	0
TOTAL	\$58,070.00	\$0.00	3	100%	21	100.0%	24

ITAs / INDUSTRY	Obligated Funds
Accounting/Finance (AF)	\$0.00
Clerical /Administrative (CA)	\$0.00
Construction / Trade (CT)	\$2,525.00
Education (Ed)	\$0.00
Healthcare (He)	\$1,347.00
Hospitality Services (HS)	\$0.00
Literacy (LA)	\$0.00
Management/Business (MB)	\$0.00
Technology (Tech)	\$12,698.00
Transportation (TR)	\$41,500.00
Others	\$0.00
TOTAL	\$58,070.00

OJT Obligated by Grants	OJT /WEX Amount
WIOA Adult	\$0
WIOA DW	\$0
Youth	\$0
TOTAL	\$0

Northern Virginia Workforce Area #11
SCSEP Monthly Report

SCSEP Eligible Clients Identified	Jul-22	Aug-22	Sep-22	Oct-22	Nov-22	Dec-22	Jan-23	Feb-23	Mar-23	Apr-23	May-23	Jun-23
SCSEP Active Participants	114											
Transferred to NCOA Data Team	0											
Participants on LWOP	6											
New SCSEP Enrollments	1											
Average Age of Enrolled	66											
New SCSEP Pending Applications	9											
Exited from Program	6											
Exited with Placement	4											
Average Employed Monthly Wage	\$ 14.00											
Active Host Site Agencies	25											
Host Site Agencies with Slots	3											
Number of Available Slots	3											
Participants Referred to Host Site	4											
New Host Site Agencies Contacted	15											
Referral from WIOA One Stop Centers	7											
Dual Enrolled with WIOA	1											