

Department of Family Services

Employment & Training Team Report

November 2019

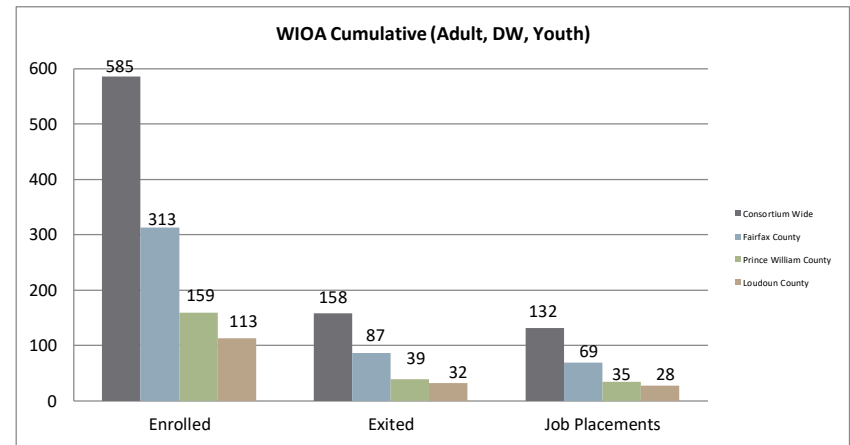
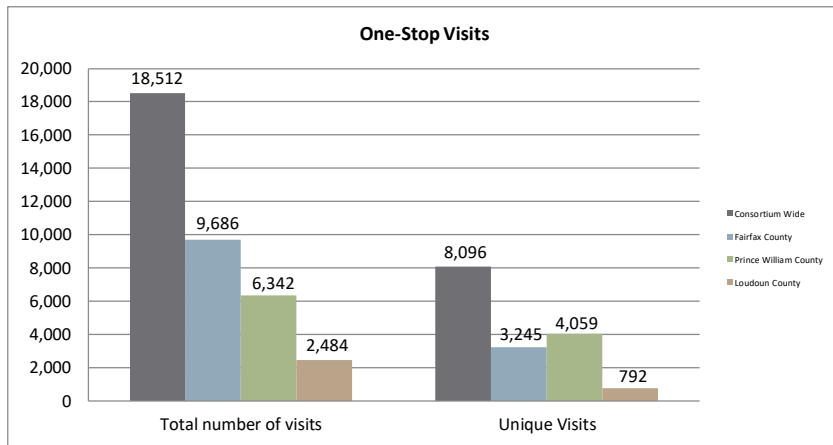


- Pages 1-2: Workforce Innovation and Opportunity Act Program
- Page 3: Workforce Innovation and Opportunity Act/ Other Grants
- Page 4: Fairfax Alternative Incarceration Branch (AIB) Center
- Page 5: ITA and OJT Breakdown
- Page 6: Northern Virginia IT Employment (NVITE) Partnership
- Page 7: Senior Community Service Employment Program (SCSEP)



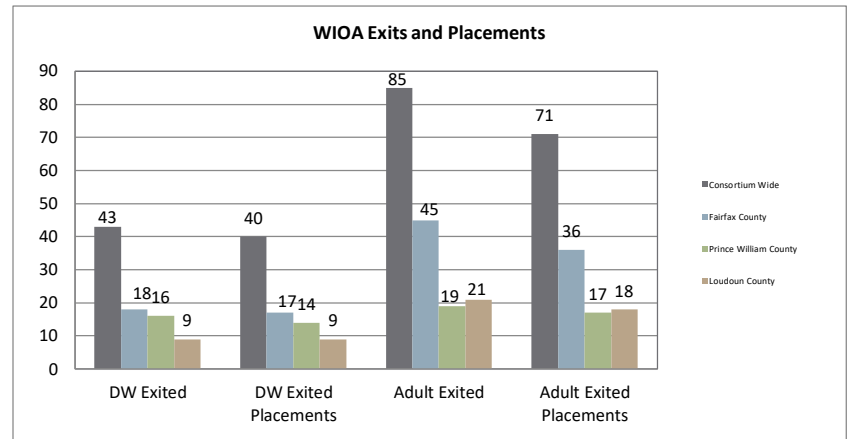
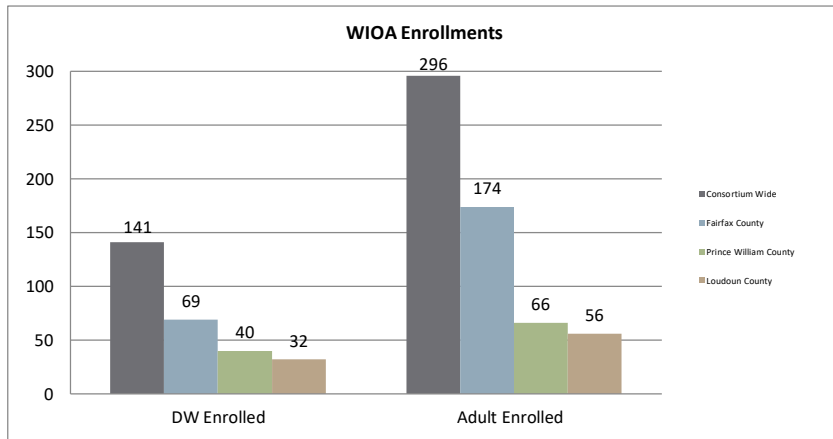
Northern Virginia Workforce Development Area, LWDA XI
WIOA Adult, Dislocated Worker, and Youth Statistics (July 1, 2019- November 30, 2019)

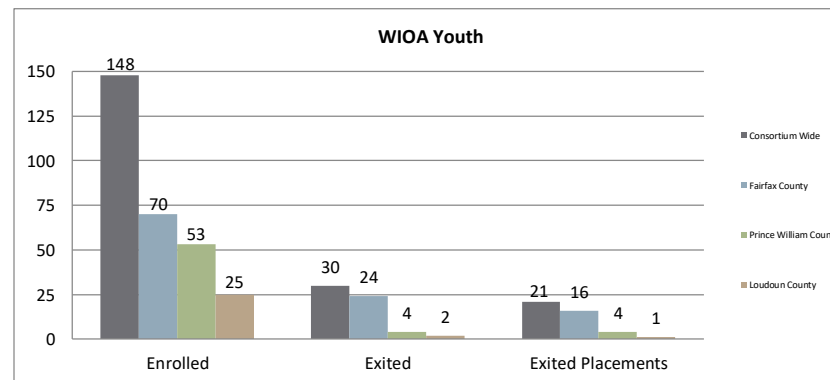
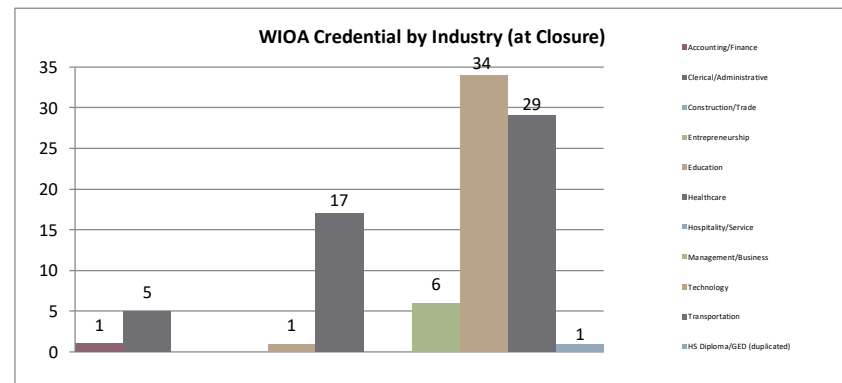
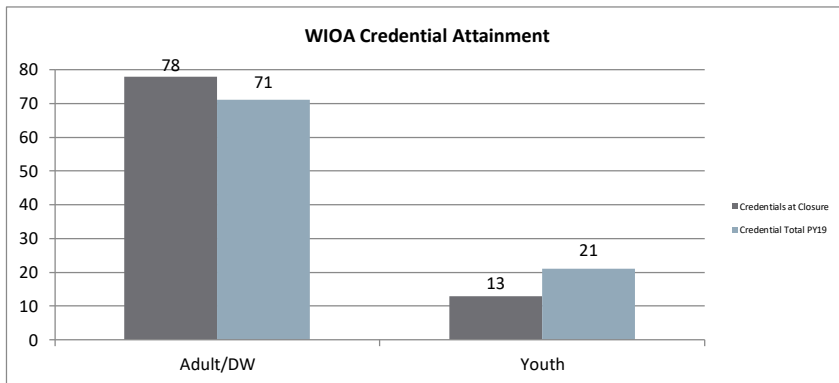
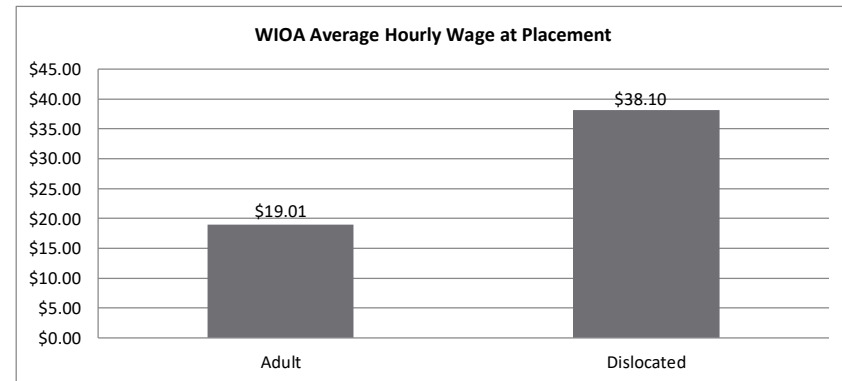
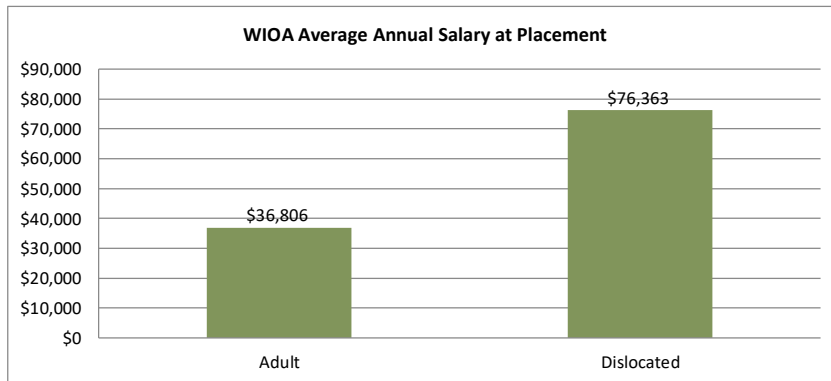
One-Stop Services		At-A-Glance		All Employment & Training Programs	
		WIOA Services (Youth/Adult/DW)			
Center Visits	18,512	Total Participants	585		
Unique One-Stop Visits	8,096	WIOA Job Placements	132	Total Enrolled	600
One-Stop Job Placements	182	Average Hourly Wage at Placement (Adult)	\$19.01	Total Exited	165
Average Hourly Wage at Placement	\$17.38	Average Hourly Wage at Placement (DW)	\$38.10	Total Job Placements	138
		Average Hourly Wage at Placement (Youth)	\$11.33	Total Participants with Disabilities	115
		Credentials Received in PY19	92	Total Veterans	27
		Credentials Received at Closure	91		



*IWT not included, see Page 3 for Data

WIOA Breakdown - Adult, Dislocated Worker and Youth

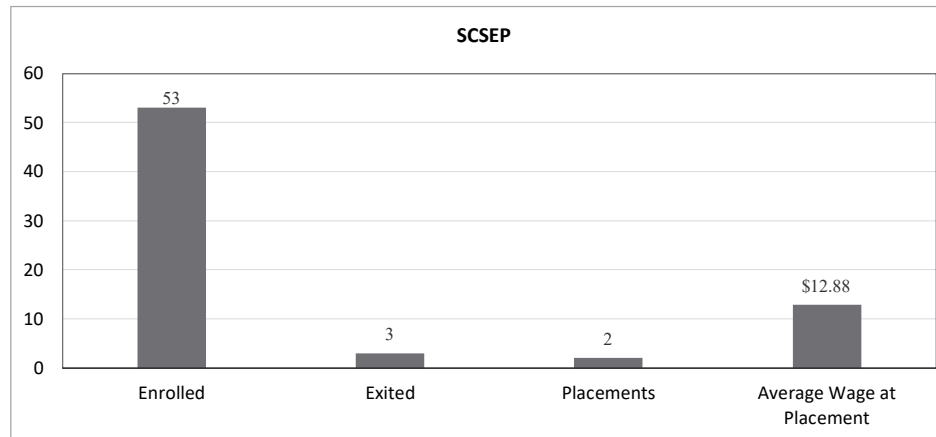
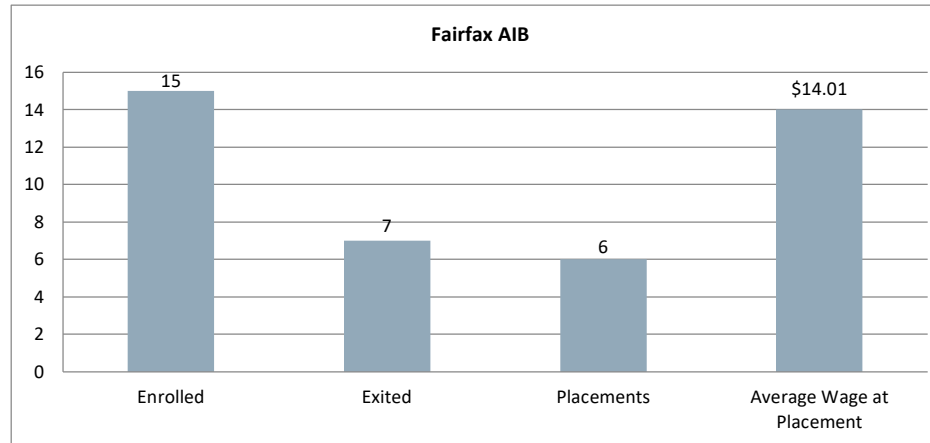




Northern Virginia Workforce Development Area, LWDA XI

WIOA Grants and Other Programs Statistics (July 1, 2019- November 30, 2019)

Non WIOA Grants



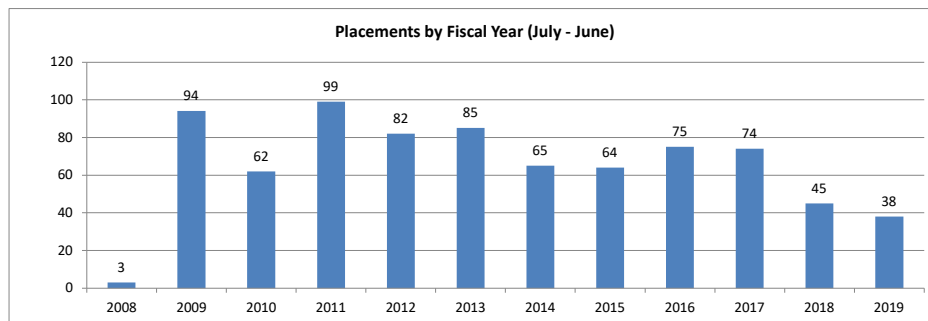
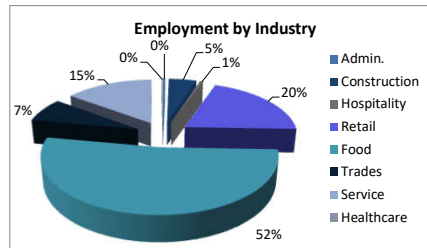
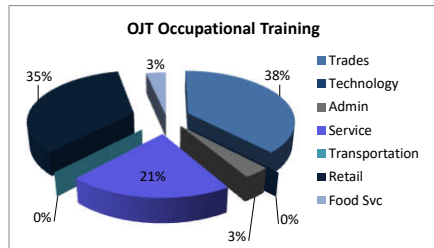
Fairfax AIB (Alternative Incarceration Branch) Center

Monthly Report

	Jul-19	Aug-19	Sep-19	Oct-19	Nov-19	Dec-19	Jan-20	Feb-20	Mar-20	Apr-20	May-20	Jun-20
Enrolled	4	2	2	3	2							
Placed in Employment	0	3	2	2	3							
Exited	1	5	2	2	3							
Employed at Exit	1	5	0	1	3							
Unemployed at Exit	0	0	2	1	0							
Currently Employed	8	6	8	9	9							
Average Hourly Wage	\$13.91	\$14.18	\$13.93	\$14.06	\$13.95							

Cumulative	
Enrolled	932
Non-Exited Placements	141
Exited	784
Unemployed at Exit	126
Employed at Exit	643
Insured by Federal Bonding	68
Total Bonding Value	\$340,000
Total On the Job Trainings	29
On the Job Training Expenditures	\$62,628
Re-Offended	74

Recidivism Rate 8%



Sample of Monthly Placements

Positions	Employers	Wage
Laborer	Shirley Contracting	\$12.00
Crew	Chipotle	\$10.75
Laundry Attendant	I&L Laundry	\$9.00

BREAKDOWN REPORT ON ITAS AND OJTS

July 1, 2019 - November 30, 2019

ITAS / INDUSTRY	Obligated Funds	Additional Training Expenses	WIOA YOUTH		WIOA ADULT/DW		TOTAL
			Number	Percent	Number	Percent	
Accounting/Finance (AF)	\$3,368		1	5.88%	2	2.17%	3
Clerical / Administrative (CA)	\$3,355		2	11.76%	3	3.26%	5
Construction / Trade (CT)	\$3,198		0	0.00%	2	2.17%	2
Education (Ed)	\$1,120		0	0.00%	1	1.09%	1
Healthcare (He)	\$57,148		13	76.47%	13	14.13%	26
Hospitality / Services (HS)	\$2,840		0	0.00%	1	1.09%	1
Literacy Activities (LA)	\$0		0	0.00%	0	0.00%	0
Management/Business (MB)	\$23,924		0	0.00%	14	15.22%	14
Technology (Tech)	\$52,849		1	5.88%	29	31.52%	30
Transportation (Tr)	\$79,000		0	0.00%	27	29.35%	27
Others	\$0			0.00%	0	0.00%	0
TOTAL	\$226,802	\$0	17	100.00%	92	100.00%	109

AF: bookkeeping

CA: Administrative Certificate, MS Office Certificate

CT: HVAC, plumbing, electric

Ed: teaching, childcare

LA: ESL, basic computer

He: medical, dental, pet health

HS: food, design, massage, hair

Tech: information technology

Tr: CDL (A & B or endorsement)

MB: government contracts, HR, project management

ITA Obligated by Grants	Training Amount
WIOA Adult	\$147,854
WIOA Dislocated	\$45,770
WIOA Youth	\$33,178
TOTAL	\$226,802

OJT Obligated by Grants	OJT /WEX Amount
WIOA Adult	\$0
WIOA DW	\$0
Youth	\$0
TOTAL	\$0

OJTs &WEX / INDUSTRY	Obligated Funds	WIOA YOUTH		WIOA A/WIOA DW		TOTAL
		Number	Percent	Number	Percent	
Accounting/Finance (AF)	\$0	0	0.00%	0	0.00%	0
Clerical / Administrative (CA)	\$0	0	0.00%	0	0.00%	0
Construction / Trade (CT)	\$0	0	0.00%	0	0.00%	0
Education (Ed)	\$0	0	0.00%	0	0.00%	0
Healthcare (He)	\$0	0	0.00%	0	0.00%	0
Hospitality / Services (HS)	\$0	0	0.00%	0	0.00%	0
Literacy Activities (LA)	\$0	0	0.00%	0	0.00%	0
Management/Business (MB)	\$0	0	0.00%	0	0.00%	0
Technology (Tech)	\$0	0	0.00%	0	0.00%	0
Transportation (Tr)	\$0	0	0.00%	0	0.00%	0
TOTAL	\$0	0	0.00%	0	0.00%	0

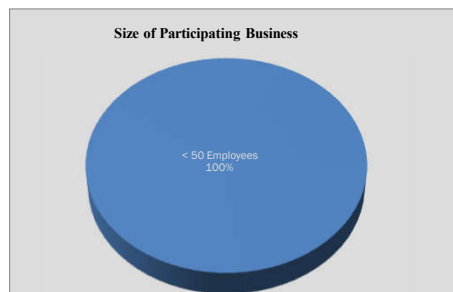
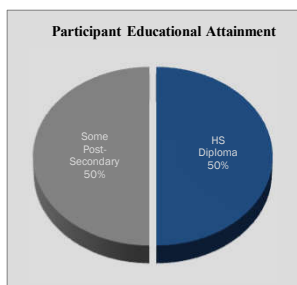
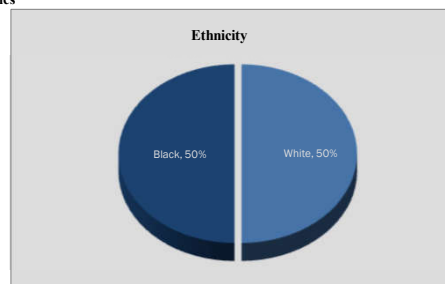
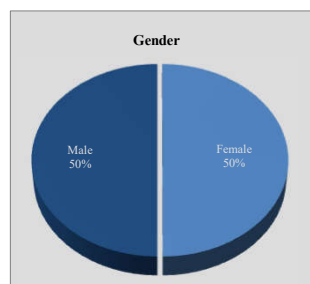
Northern Virginia Workforce Area #11

NVITE Monthly Report

NVITE Eligible Clients Identified	Jul'19	Aug '19	Sept '19	Oct '19	Nov '19	Dec '19	Jan '20	Feb '20	Mar '20	Apr '20	May'20	June'20
NVITE Active Participants	22	22	22	22	22							
Non-WIOA Participants	0	0	0	1	3							
Enrolled in Occupational Training (technically related)	22	22	22	22	22							
Attained Certification	0	0	6	7	8							
Referred to OJT	0	0	0	0	1							
Entered OJT	0	0	0	0	1							
Retained OJT Employment (Unique)	0	0	0	0	0							
NVITE Participant Exits	0		1	3	5							
Entered IT-Related Employment	0		1	1	2							
Entered non-IT Related Employment	0		0	1	1							
Average Unsubsidized Wage	\$27.00	\$28.03	\$20.00	\$19.00	\$23.33							
Employers Contacted	16	35	49	32	20							
Employer Commitments Received	0	0	0	0	1							

Technically Related Trainings: IT, Electronic Health Records, Medical Billing and Coding

Demographics



Northern Virginia Workforce Area #11
SCSEP Monthly Report

SCSEP Eligible Clients Identified	Jul-19	Aug-19	Sep-19	Oct-19	Nov-19	Dec-19	Jan-20	Feb-20	Mar-20	Apr-20	May-20	Jun-20
SCSEP Enrolled Participants	64	58	50	53	53							
Average Age of Enrolled	66	66	65	66	65							
New SCSEP Eligible Clients Identified	7	11	15	35	22							
Referred to Identified Host Site Agency	2	2	3	9	8							
Entered SCSEP Training	1	0	0	6	3							
Exited from Program	7	6	8	3	3							
Attained Employment	4	1	1	1	2							
Retained Employment	4	5	5	6	8							
Average Unsubsidized Wage	\$13.61	12.89	12.74	12.74	12.88							
Active Host Site Agencies	32	32	32	33	32							
Host Site Agencies Contacted	14	13	5	53	5							
Referral from WIOA One Stop Centers	3	0	7	13	10							
Dual Enrolled with WIOA	0	0	0	0	0							

Demographics

