

# Department of Family Services

## Employment & Training Team Report

November 2021

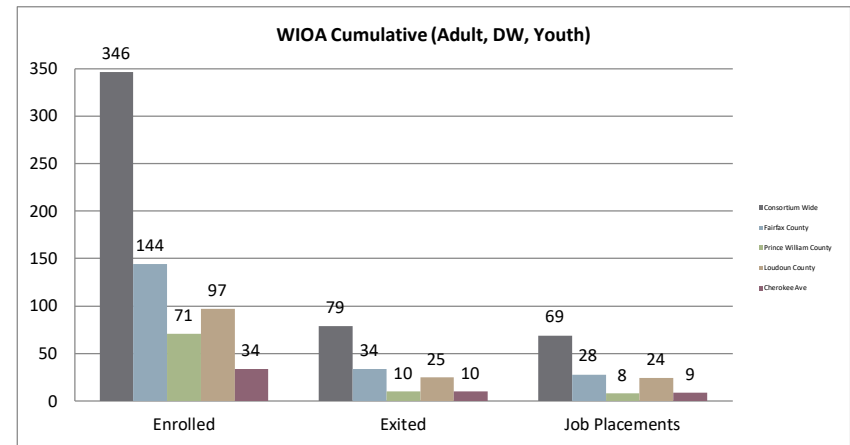
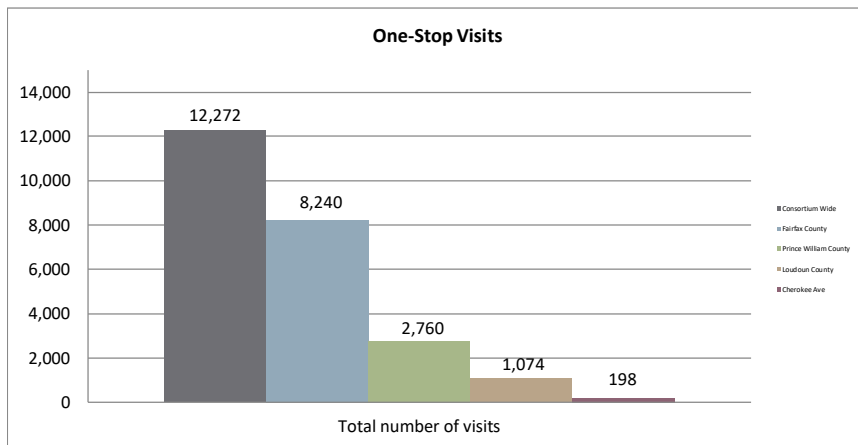


- Pages 1-2: Workforce Innovation and Opportunity Act Program
- Page 3: Workforce Innovation and Opportunity Act/ Other Grants
- Page 4: Fairfax Alternative Incarceration Branch (AIB) Center
- Page 5: ITA and OJT Breakdown
- Page 6: Senior Community Service Employment Program (SCSEP)



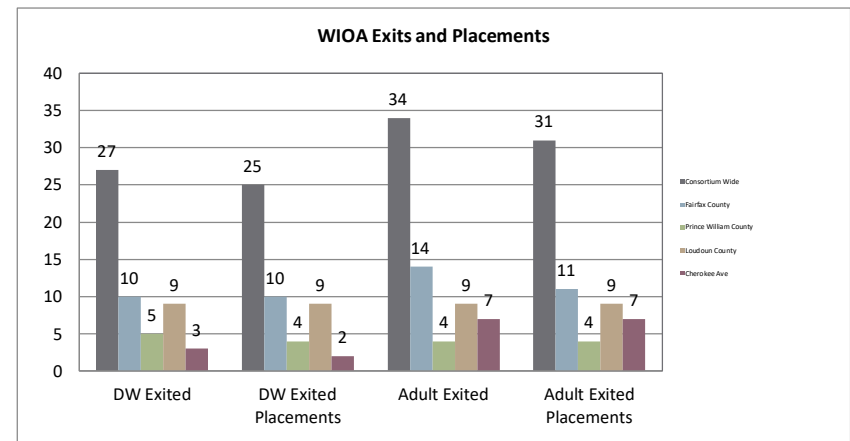
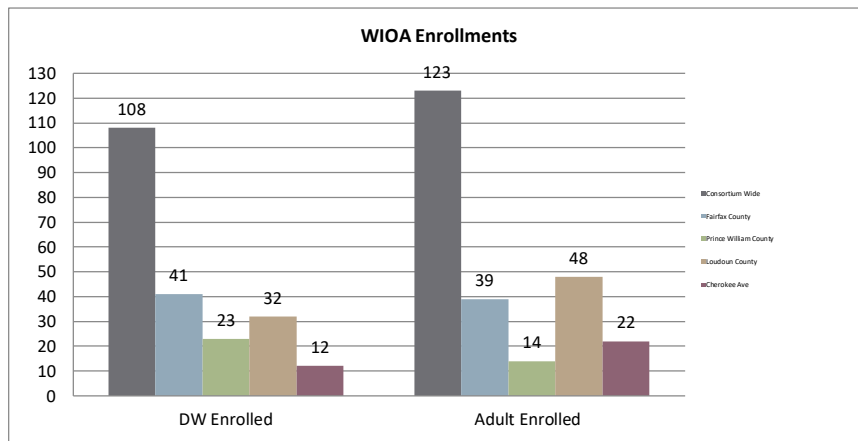
**Northern Virginia Workforce Development Area, LWDA XI**  
WIOA Adult, Dislocated Worker, and Youth Statistics (July 1, 2021-November 30, 2021)

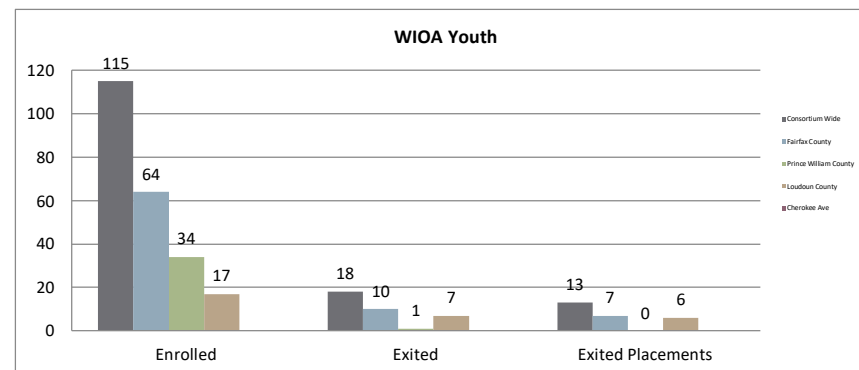
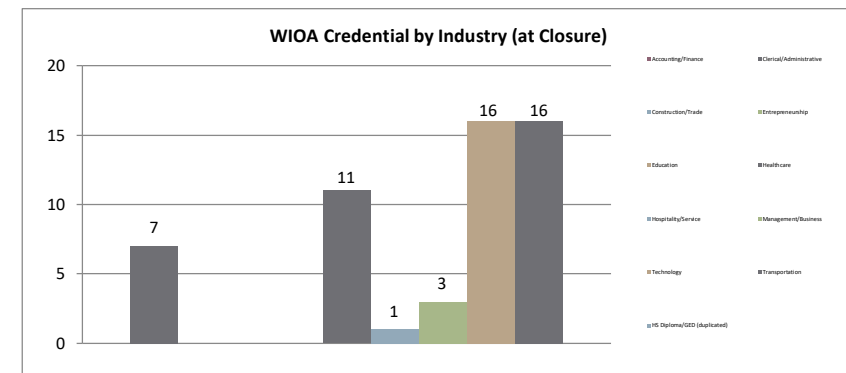
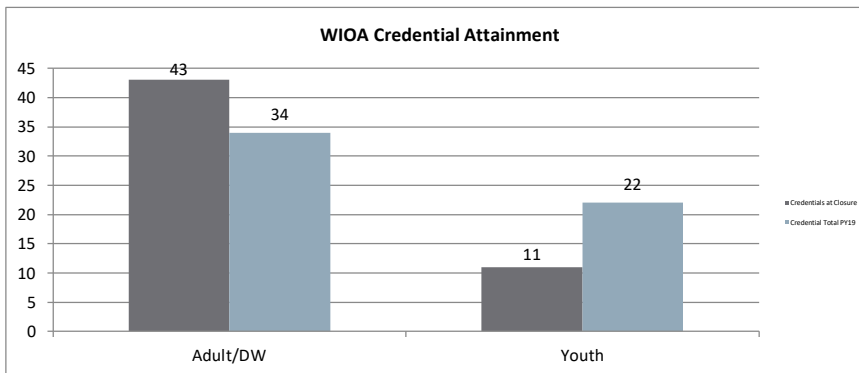
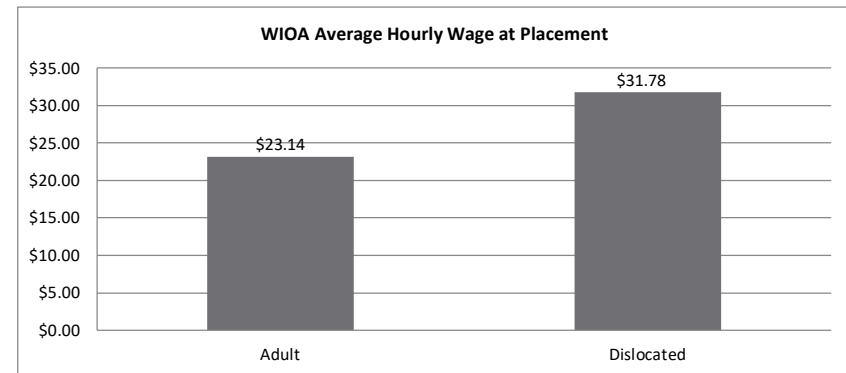
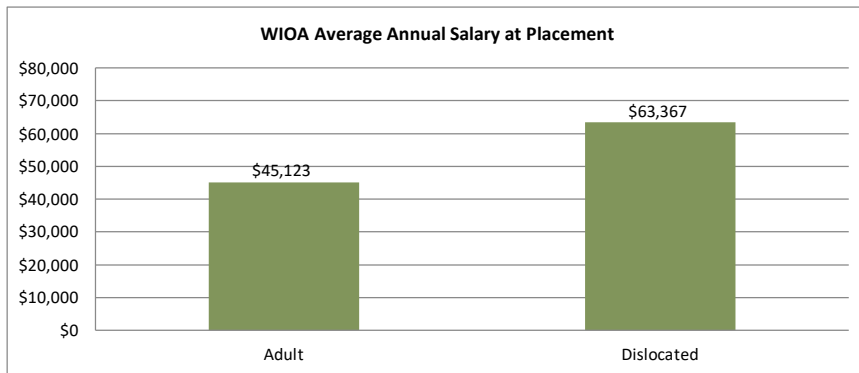
At-A-Glance		
One-Stop Services*	WIOA Services (Youth/Adult/DW)	All Employment & Training Programs
Center Visits 12,272	Total Participants 346	
One-Stop Job Placements 18	WIOA Job Placements 69	Total Enrolled 346
Average Hourly Wage at Placement \$24.22	Average Hourly Wage at Placement (Adult) \$23.14	Total Exited 79
* Visit numbers are being brought current to include all virtual services being provided by center programs that would have utilized pre-COVID walk-in services during this PY if available.	Average Hourly Wage at Placement (DW) \$31.78	Total Job Placements 69
	Average Hourly Wage at Placement (Youth) \$14.88	Total Participants with Disabilities 75
	Credentials Received in PY21 56	Total Veterans 5
Note: Core placements are updated quarterly.	Credentials Received at Closure 54	



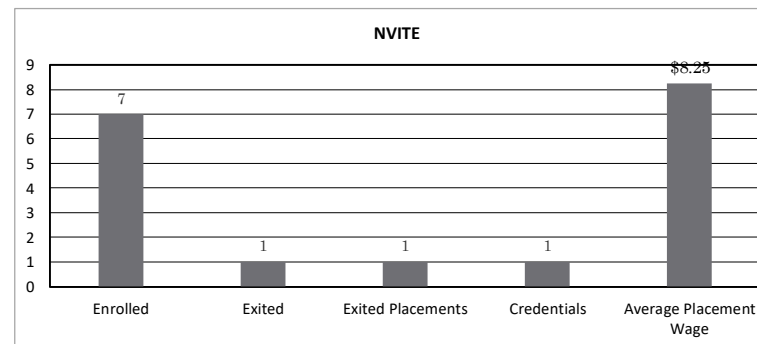
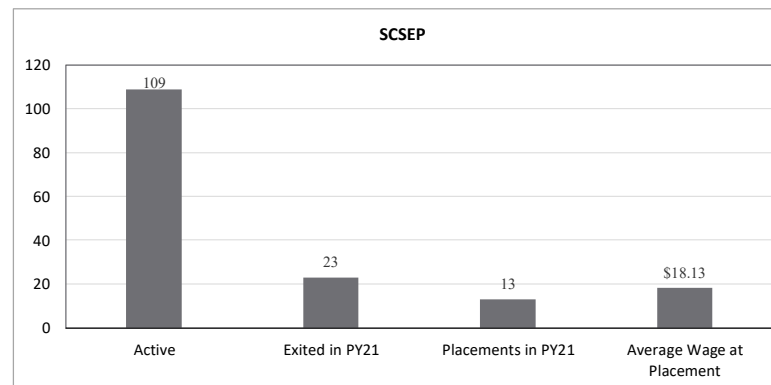
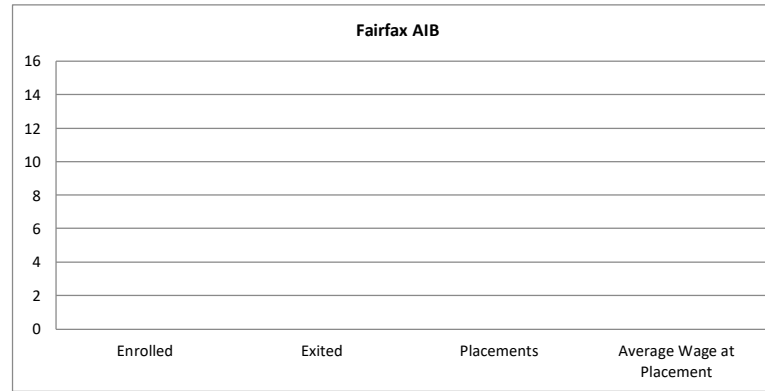
\*IWT not included, see Page 3 for Data

**WIOA Breakdown - Adult, Dislocated Worker and Youth**





**Northern Virginia Workforce Development Area, LWDA XI**  
WIOA Grants and Other Programs Statistics (July 1, 2021- November 30, 2021)  
**Non WIOA Grants**

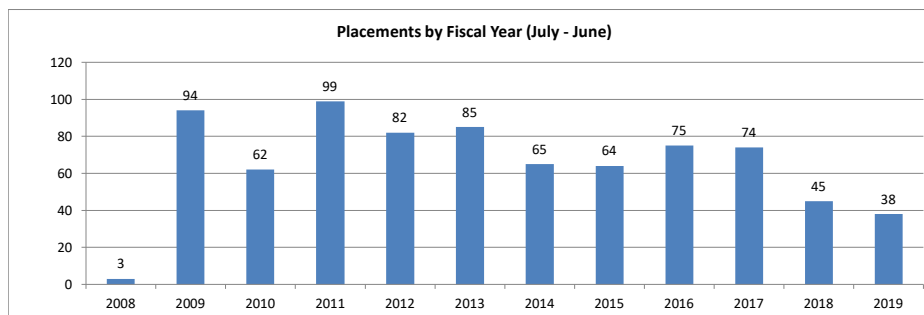
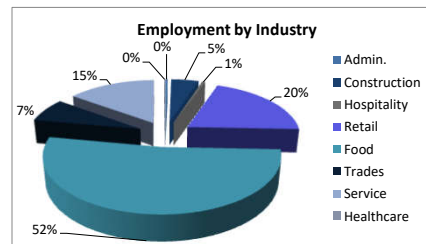
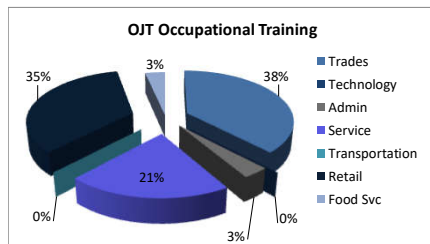


**Fairfax AIB (Alternative Incarceration Branch) Center**  
*Monthly Report*

	Jul-21	Aug-21	Sep-21	Oct-21	Nov-21	Dec-21	Jan-22	Feb-22	Mar-22	Apr-22	May-22	Jun-22
Enrolled	0	0	0	0	0							
Placed in Employment	0	0	0	0	0							
Exited	0	0	0	0	0							
<i>Employed at Exit</i>	0	0	0	0	0							
<i>Unemployed at Exit</i>	0	0	0	0	0							
Currently Employed	0	0	0	0	0							
Other Fairfax Inmates served	3	2	3	3	1							
<i>Average Hourly Wage</i>	\$14.90	\$15.40	\$15.40	\$15.40	\$15.34							

<i>Cumulative</i>	
Enrolled	938
Non-Exited Placements	132
Exited	790
<i>Unemployed at Exit</i>	127
<i>Employed at Exit</i>	658
Insured by Federal Bonding	68
<i>Total Bonding Value</i>	\$340,000
Total On the Job Trainings	29
<i>On the Job Training Expenditures</i>	\$62,628
Re-Offended	74

**Recidivism Rate 8%**



**Sample of Monthly Placements**

Positions	Employers	Wage
Laborer	Shirley Contracting	\$12.00
Crew	Chipotle	\$10.75
Laundry Attendant	I&L Laundry	\$9.00

## BREAKDOWN REPORT ON ITAS AND OJTS

### *Monthly Report*

ITAs / INDUSTRY	Obligated Funds	Additional Training Expenses	WIOA YOUTH		WIOA ADULT/DW		TOTAL
			Number	Percent	Number	Percent	
Accounting/Finance (AF)	\$289.00		0	0%	1	1.59%	1
Clerical /Administrative (CA)	\$3,000.00		0	0%	1	1.59%	1
Construction / Trade (CT)	\$1,565.00		0	0%	1	1.59%	1
Education (Ed)	\$0.00		0	0%	0	0.00%	0
Healthcare (He)	\$42,768.00		10	52.64%	8	12.70%	18
Hospitality Services (HS)	\$11,520.00		1	5.26%	3	4.76%	4
Literacy Activities (LA)	\$0.00		0	5.26%	0	0.00%	0
Management/Business (MB)	\$6,285.00		0	0%	4	6.35%	5
Technology (Tech)	\$48,358.50		4	21.05%	20	31.75%	25
Transportation (TR)	\$81,850.00		3	15.79%	25	39.67%	28
Others	\$0.00		0	0%	0	0.00%	0
<b>TOTAL</b>	<b>\$195,635.50</b>	<b>\$0.00</b>	<b>18</b>	<b>100%</b>	<b>63</b>	<b>100.0%</b>	<b>83</b>

ITA Obligated by Grants	Training Amount
WIOA Adult	\$90,200.50
WIOA Dislocated	\$31,530.00
WIOA Youth	\$47,405.00
NEG	\$26,500.00
<b>TOTAL</b>	<b>\$195,635.50</b>

OJT Obligated by Grants	OJT /WEX Amount
WIOA Adult	\$0
WIOA DW	\$0
Youth	\$0
<b>TOTAL</b>	<b>\$0</b>

**Northern Virginia Workforce Area #11**  
SCSEP Monthly Report

SCSEP Eligible Clients Identified	Jul-21	Aug-21	Sep-21	Oct-21	Nov-21	Dec-21	Jan-21	Feb-21	Mar-21	Apr-21	May-21	Jun-21
SCSEP Active Participants	113	115	110	107	109							
Participants on LWOP	6	3	4	2	8							
New SCSEP Enrollments	3	4	3	6	3							
Average Age of Enrolled	66	66	66	67	67							
New SCSEP Pending Applications	3	7	6	4	4							
Exited from Program	3	3	9	7	1							
Exited with Placement	2	0	7	4	0							
Average Employed Monthly Wage	\$ 16.75	\$ 16.75	\$ 12.75	\$ 22.21	\$ 22.21							
Active Host Site Agencies	19	20	19	19	20							
Host Site Agencies with Slots	9	6	5	7	5							
Number of Available Slots	14	6	6	15	5							
Participants Referred to Host Site	10	5	2	19	5							
New Host Site Agencies Contacted	7	5	6	4	62							
Referral from WIOA One Stop Centers	18	13	15	8	0							
Dual Enrolled with WIOA	0	0	0	1	0							