

Department of Family Services

Employment & Training Team Report

September 2021

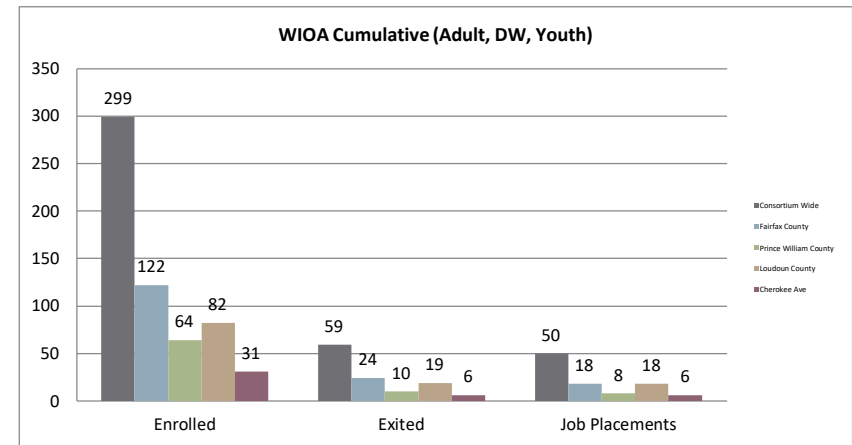
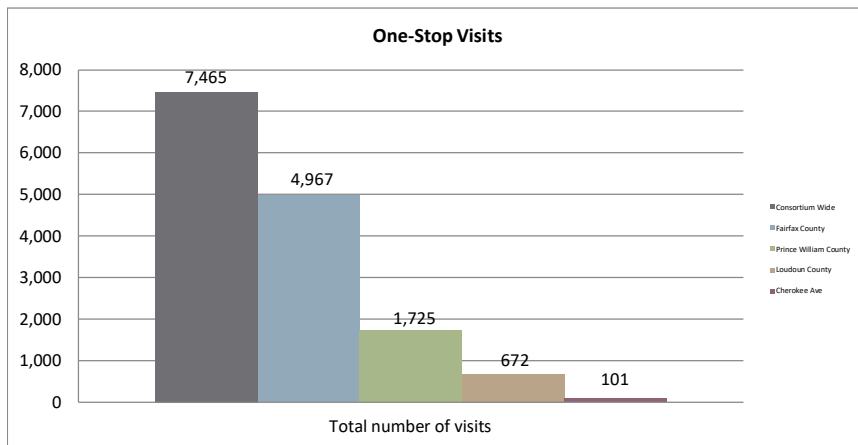


- Pages 1-2: Workforce Innovation and Opportunity Act Program
- Page 3: Workforce Innovation and Opportunity Act/ Other Grants
- Page 4: Fairfax Alternative Incarceration Branch (AIB) Center
- Page 5: ITA and OJT Breakdown
- Page 6: Senior Community Service Employment Program (SCSEP)



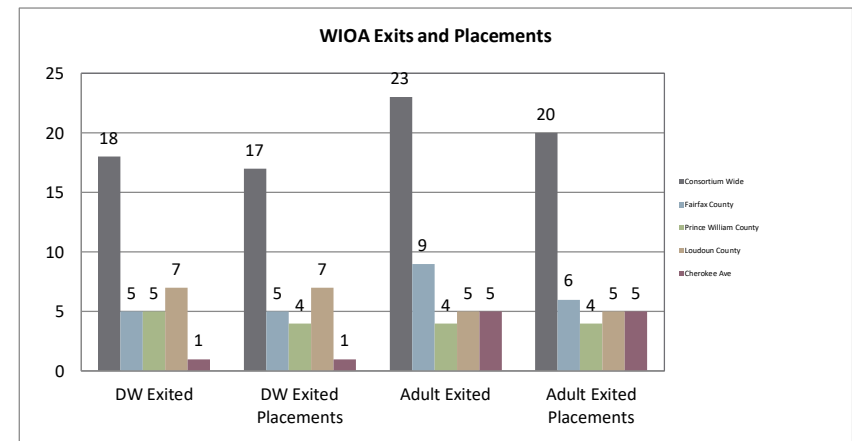
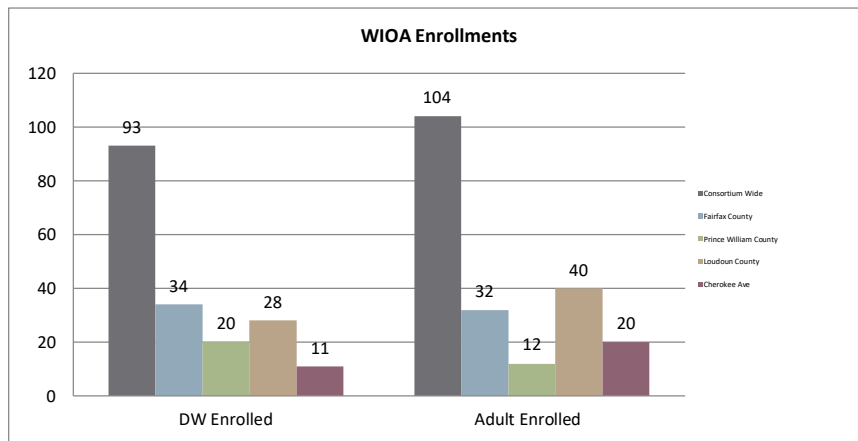
Northern Virginia Workforce Development Area, LWDA XI
WIOA Adult, Dislocated Worker, and Youth Statistics (July 1, 2021-September 30, 2021)

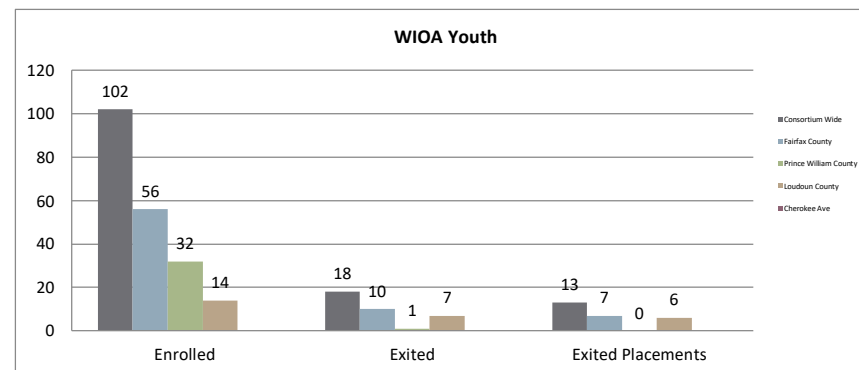
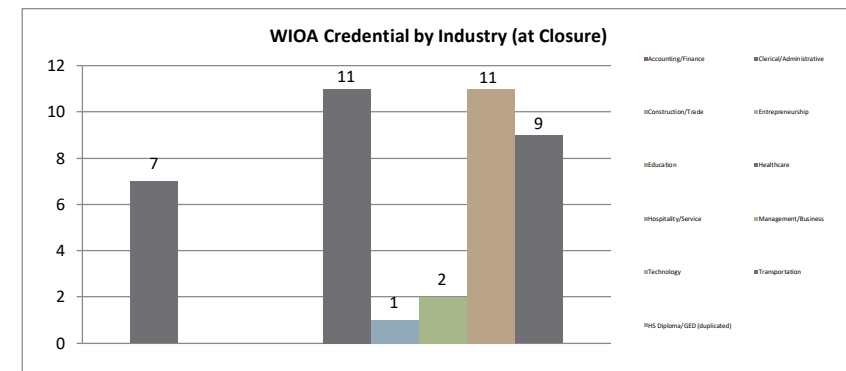
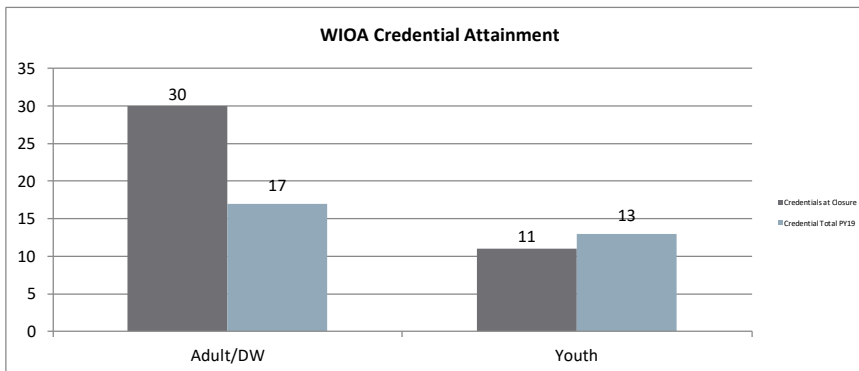
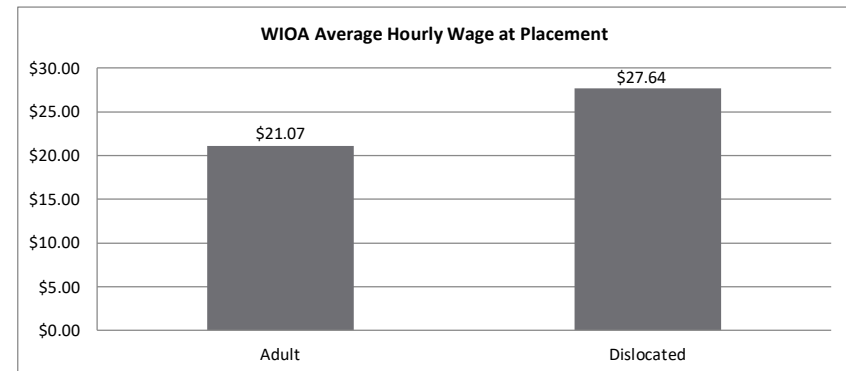
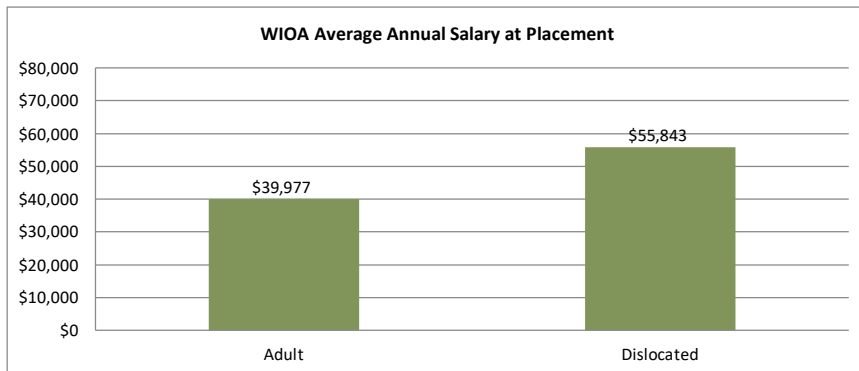
At-A-Glance		
One-Stop Services*	WIOA Services (Youth/Adult/DW)	All Employment & Training Programs
Center Visits 7,465	Total Participants 299	
One-Stop Job Placements 18	WIOA Job Placements 50	Total Enrolled 299
Average Hourly Wage at Placement \$24.22	Average Hourly Wage at Placement (Adult) \$21.07	Total Exited 59
* Visit numbers are being brought current to include all virtual services being provided by center programs that would have utilized pre-COVID walk-in services during this PY if available.	Average Hourly Wage at Placement (DW) \$27.64	Total Job Placements 50
	Average Hourly Wage at Placement (Youth) \$14.88	Total Participants with Disabilities 65
	Credentials Received in PY21 30	Total Veterans 3
Note: Core placements are updated quarterly.	Credentials Received at Closure 41	



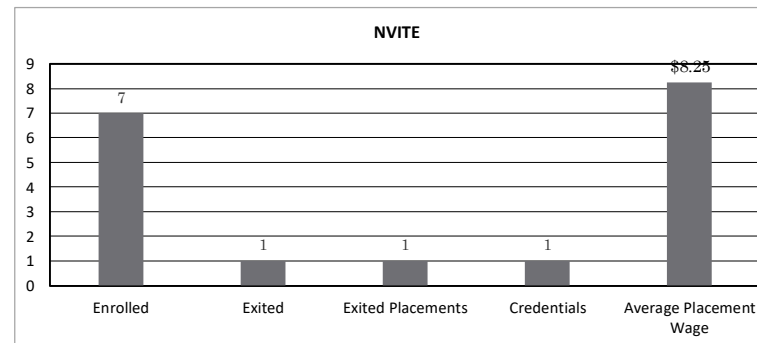
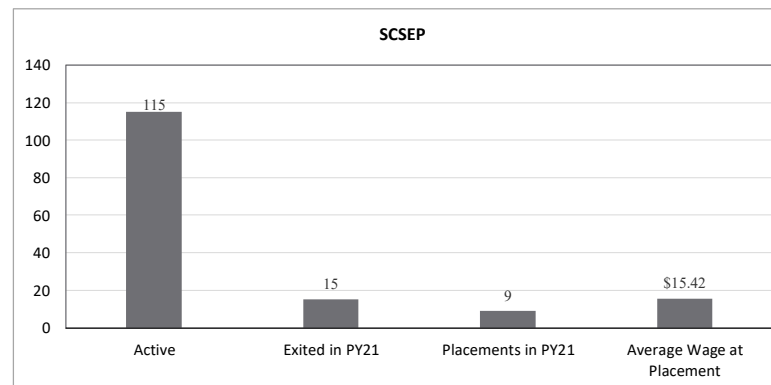
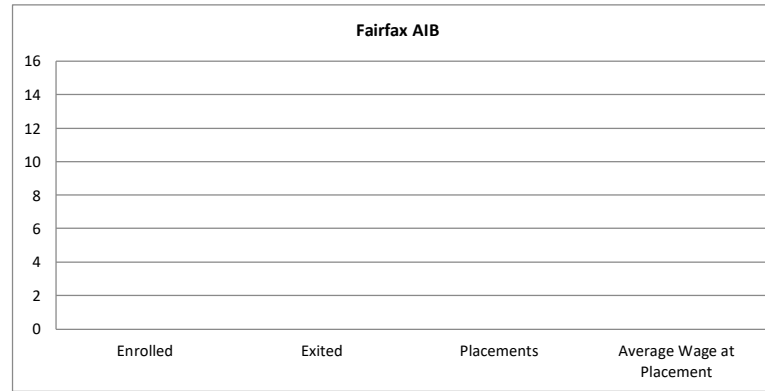
*IWT not included, see Page 3 for Data

WIOA Breakdown - Adult, Dislocated Worker and Youth





Northern Virginia Workforce Development Area, LWDA XI
WIOA Grants and Other Programs Statistics (July 1, 2021- September 30, 2021)
Non WIOA Grants



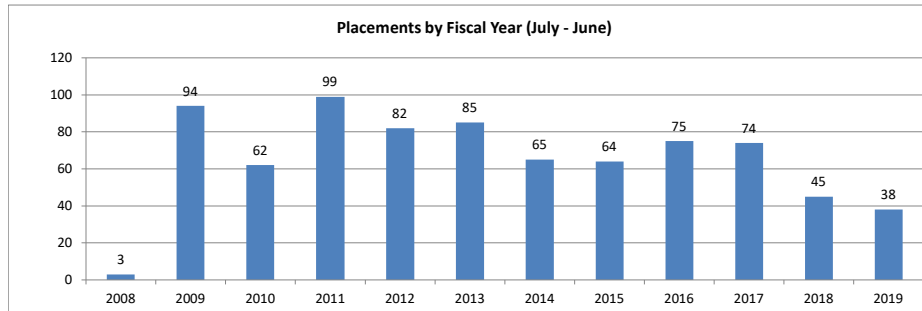
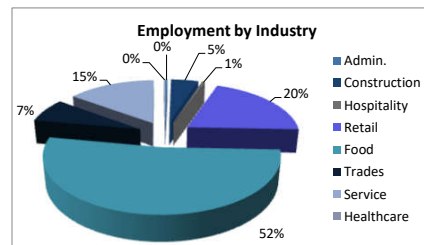
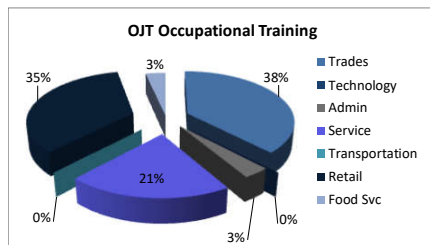
Fairfax AIB (Alternative Incarceration Branch) Center

Monthly Report

	Jul-21	Aug-21	Sep-21	Oct-21	Nov-21	Dec-21	Jan-22	Feb-22	Mar-22	Apr-22	May-22	Jun-22
Enrolled	0	0	0									
Placed in Employment	0	0	0									
Exited	0	0	0									
Employed at Exit	0	0	0									
Unemployed at Exit	0	0	0									
Currently Employed	0	0	0									
Other Fairfax Inmates served	3	2	3									
Average Hourly Wage	\$14.90	\$15.40	\$15.40									

Cumulative	
Enrolled	938
Non-Exited Placements	132
Exited	790
Unemployed at Exit	127
Employed at Exit	658
Insured by Federal Bonding	68
Total Bonding Value	\$340,000
Total On the Job Trainings	29
On the Job Training Expenditures	\$62,628
Re-Offended	74

Recidivism Rate 8%



Sample of Monthly Placements

Positions	Employers	Wage
Laborer	Shirley Contracting	\$12.00
Crew	Chipotle	\$10.75
Laundry Attendant	I&L Laundry	\$9.00

BREAKDOWN REPORT ON ITAS AND OJTS

July 1, 2021- September 30, 2021

ITAs / INDUSTRY	Obligated Funds	Additional Training Expenses	WIOA YOUTH		WIOA ADULT/DW		TOTAL
			Number	Percent	Number	Percent	
Accounting/Finance (AF)	\$289.00		0	0%	1	2.70%	1
Clerical /Administrative (CA)	\$1,565.00		0	0%	1	2.70%	1
Construction / Trade (CT)	\$0.00		0	0%	0	0.00%	0
Education (Ed)	\$0.00		0	0%	0	0.00%	0
Healthcare (He)	\$30,330.00		7	53.84%	6	16.22%	13
Hospitality Services (HS)	\$5,840.00		1	7.69%	1	2.70%	2
Literacy Activities (LA)	\$0.00		0	0%	0	0.00%	0
Management/Business (MB)	\$1,245.00		0	0%	1	2.70%	1
Technology (Tech)	\$20,486.50		2	15.38%	10	27.03%	12
Transportation (TR)	\$60,350.00		3	23.07%	17	45.95%	20
Others	\$0.00		0	0%	0	0.00%	0
TOTAL	\$120,105.50	\$0.00	13	100%	37	100.0%	50

ITA Obligated by Grants	Training Amount
WIOA Adult	\$49,320.50
WIOA Dislocated	\$15,513.00
WIOA Youth	\$34,772.00
NEG	\$20,500.00
TOTAL	\$120,105.50

OJT Obligated by Grants	OJT /WEX Amount
WIOA Adult	\$0
WIOA DW	\$0
Youth	\$0
TOTAL	\$0

OJTs &WEX / INDUSTRY	Obligated Funds	WIOA YOUTH		WIOA A/WIOA DW		TOTAL
		Number	Percent	Number	Percent	
Accounting/Finance (AF)	\$0	0	0.00%	0	0.00%	0
Clerical / Administrative (CA)	\$0	0	0.00%	0	0.00%	0
Construction / Trade (CT)	\$0	0	0.00%	0	0.00%	0
Education (Ed)	\$0	0	0.00%	0	0.00%	0
Healthcare (He)	\$0	0	0.00%	0	0.00%	0
Hospitality / Services (HS)	\$0	0	0.00%	0	0.00%	0
Literacy Activities (LA)	\$0	0	0.00%	0	0.00%	0
Management/Business (MB)	\$0	0	0.00%	0	0.00%	0
Technology (Tech)	\$0	0	0.00%	0	0.00%	0
Transportation (Tr)	\$0	0	0.00%	0	0.00%	0
TOTAL	\$0	0	0.00%	0	0.00%	0

Northern Virginia Workforce Area #11
SCSEP Monthly Report

SCSEP Eligible Clients Identified	Jul-21	Aug-21	Sep-21	Oct-21	Nov-21	Dec-21	Jan-21	Feb-21	Mar-21	Apr-21	May-21	Jun-21
SCSEP Active Participants	113	115	110									
Participants on LWOP	6	3	4									
New SCSEP Enrollments	3	4	3									
Average Age of Enrolled	66	66	66									
New SCSEP Pending Applications	3	7	6									
Exited from Program	3	3	9									
Exited with Placement	2	0	7									
Average Employed Monthly Wage	\$ 16.75	\$ 16.75	\$ 12.75									
Active Host Site Agencies	19	20	19									
Host Site Agencies with Slots	9	6	5									
Number of Available Slots	14	6	6									
Participants Referred to Host Site	10	5	2									
New Host Site Agencies Contacted	7	5	5									
Referral from WIOA One Stop Centers	18	13	15									
Dual Enrolled with WIOA	0	0	0									