

# Department of Family Services

## Employment & Training Team Report

September 2022

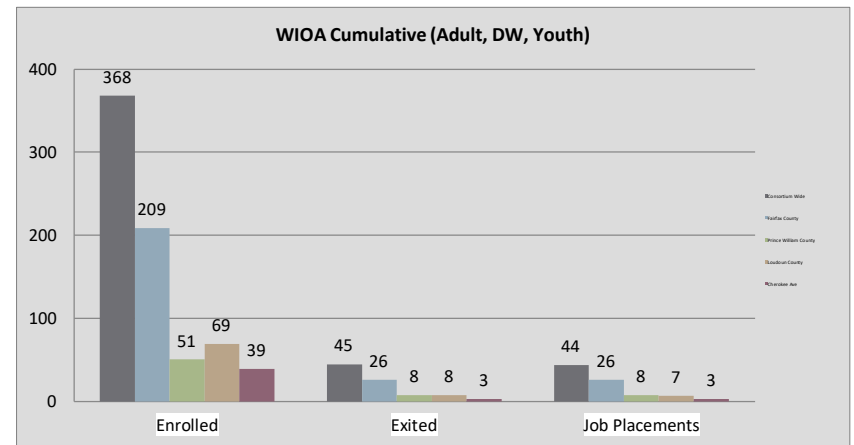
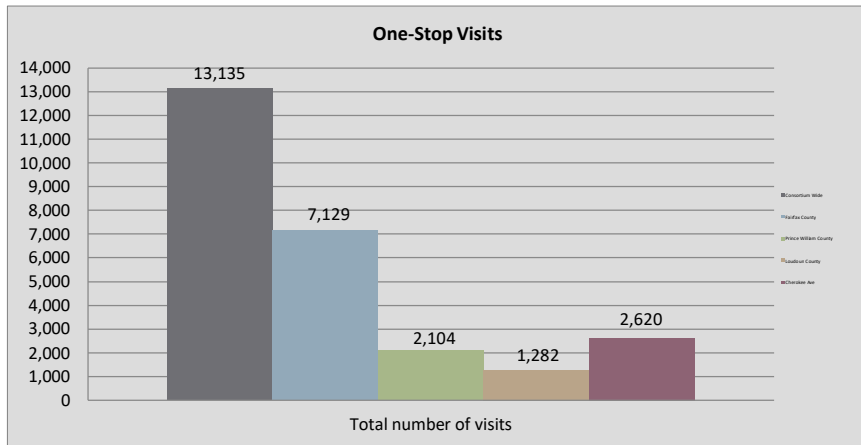


- Pages 1-2: Workforce Innovation and Opportunity Act Program
- Page 3: Workforce Innovation and Opportunity Act/ Other Grants
- Page 4: Fairfax Alternative Incarceration Branch (AIB) Center
- Page 5: ITA and OJT Breakdown
- Page 6: Senior Community Service Employment Program (SCSEP)



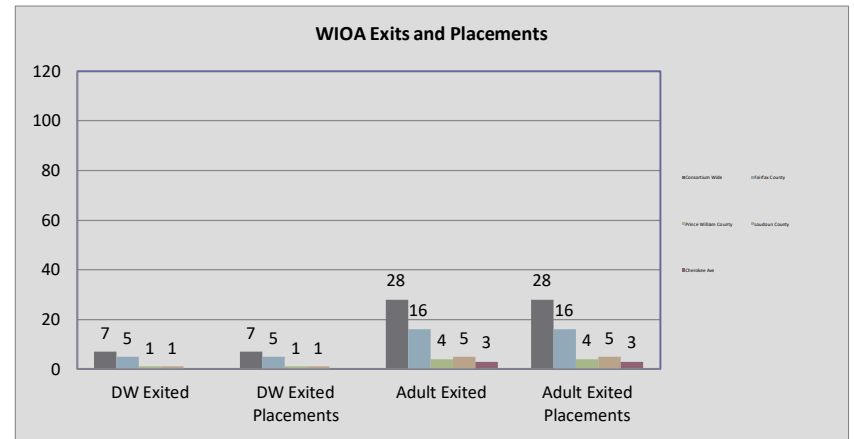
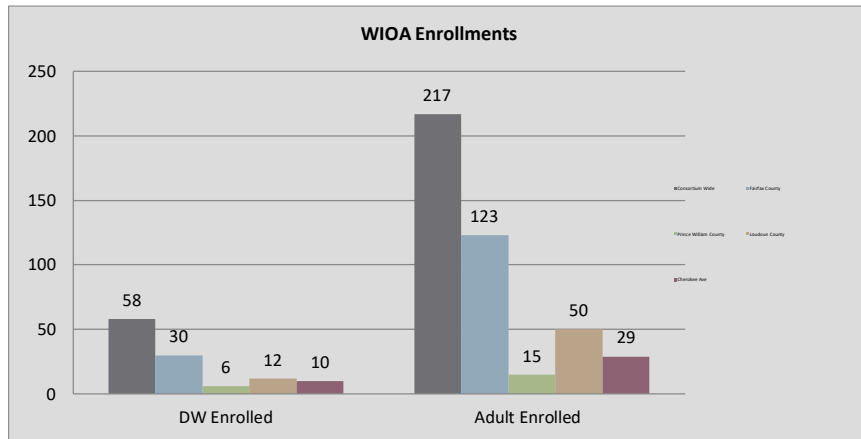
**Northern Virginia Workforce Development Area, LWDA XI**  
WIOA Adult, Dislocated Worker, and Youth Statistics (July 1, 2022- September 30, 2022)

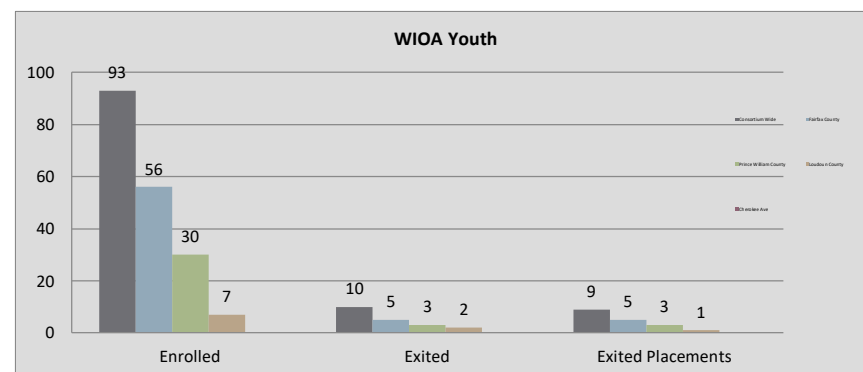
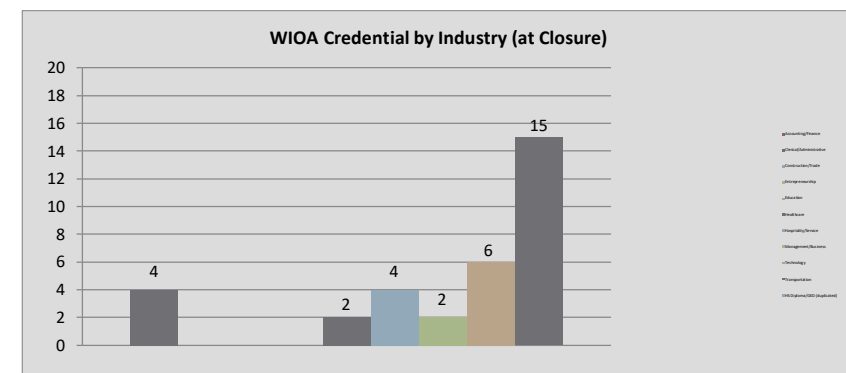
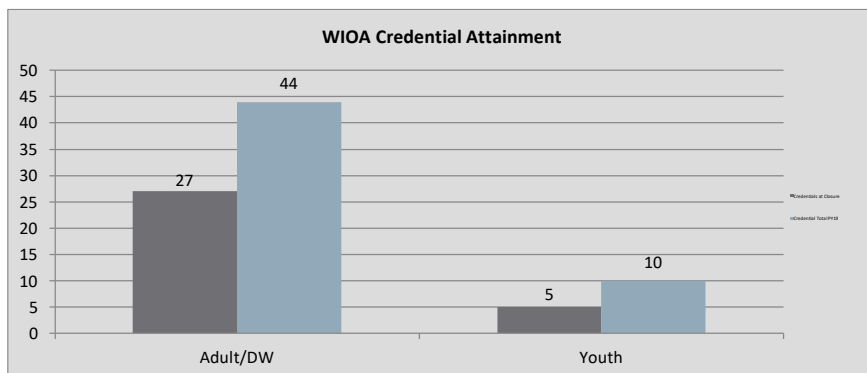
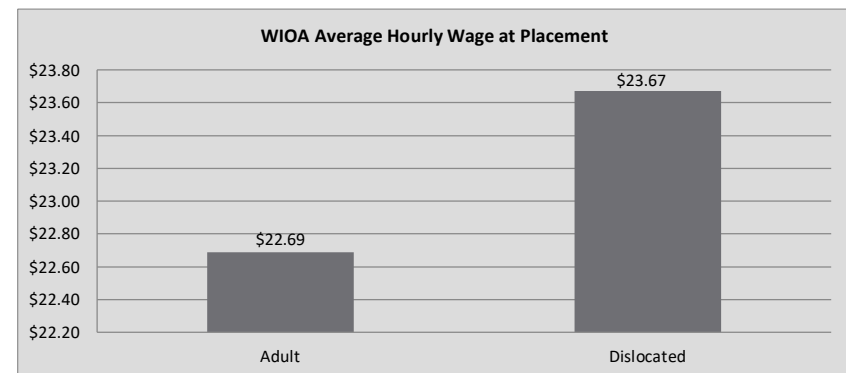
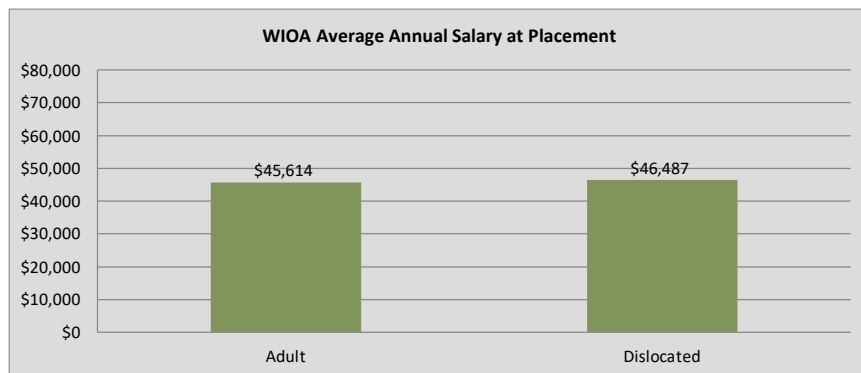
At-A-Glance		
One-Stop Services*	WIOA Services (Youth/Adult/DW)	All Employment & Training Programs
<b>Center Visits</b> 13,135	<b>Total Participants</b> 368	
One-Stop Job Placements 19	WIOA Job Placements 44	Total Enrolled 368
Average Hourly Wage at Placement \$18.95	Average Hourly Wage at Placement (Adult) \$22.69	Total Exited 45
* Visit numbers are being brought current to include all virtual services being provided by center programs that would have utilized pre-COVID walk-in services during this PY if available.	Average Hourly Wage at Placement (DW) \$23.67	Total Job Placements 44
	Average Hourly Wage at Placement (Youth) \$15.19	Total Participants with Disabilities 74
	Credentials Received in PY22 54	Total Veterans 7
<b>Note: Core placements are updated quarterly.</b>	Credentials Received at Closure 32	



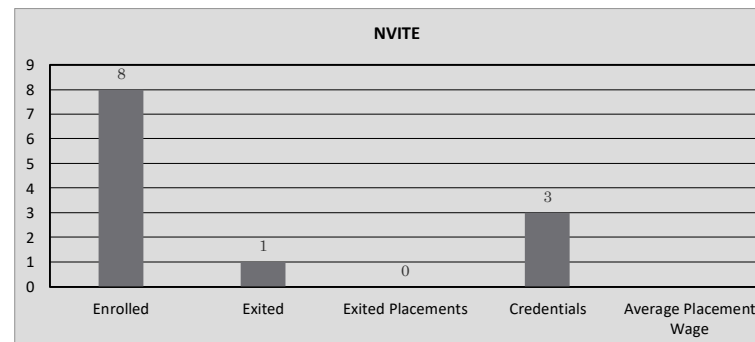
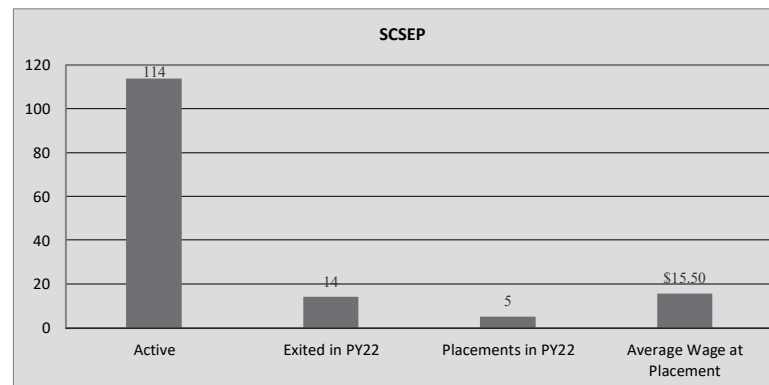
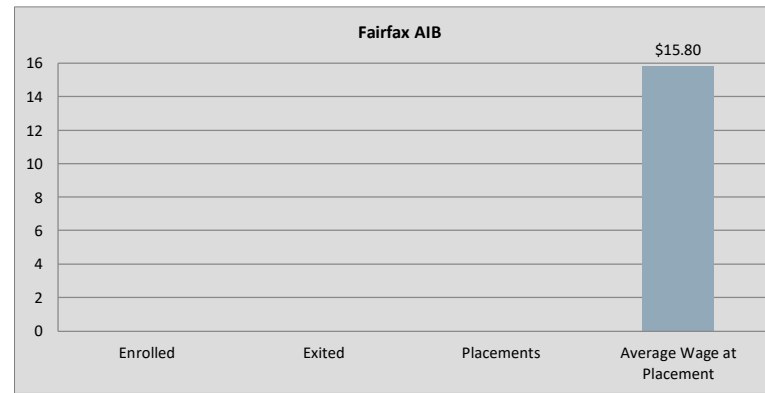
\*IWT not included, see Page 3 for Data

**WIOA Breakdown - Adult, Dislocated Worker and Youth**





**Northern Virginia Workforce Development Area, LWDA XI**  
WIOA Grants and Other Programs Statistics (July 1, 2022- September 30, 2022)  
**Non WIOA Grants**

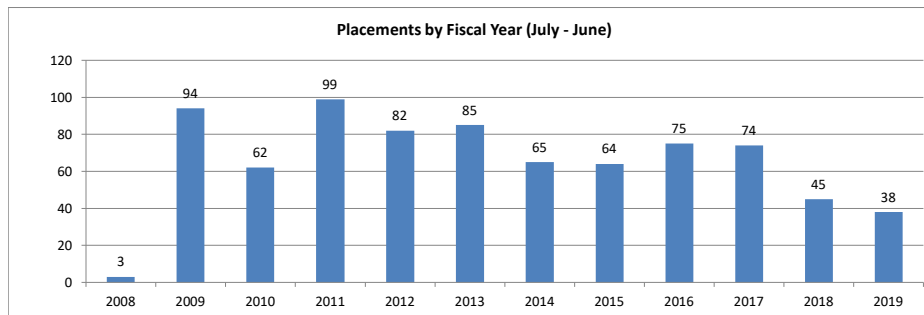
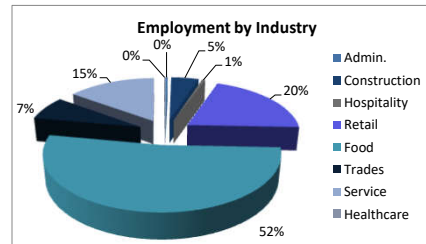
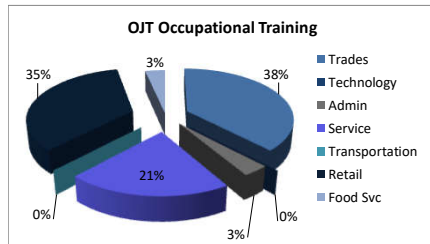


**Fairfax AIB (Alternative Incarceration Branch) Center**  
*Monthly Report*

	Jul-22	Aug-22	Sep-22	Oct-22	Nov-22	Dec-22	Jan-23	Feb-23	Mar-23	Apr-23	May-23	Jun-23
Enrolled	0	0	0									
Placed in Employment	0	0	0									
Exited	0	0	0									
<i>Employed at Exit</i>	0	0	0									
<i>Unemployed at Exit</i>	0	0	0									
Currently Employed	0	0	0									
Other Fairfax Inmates served	0	0	0									
<i>Average Hourly Wage</i>	\$15.80	\$15.80	\$15.80									

<i>Cumulative</i>	
Enrolled	938
Non-Exited Placements	132
Exited	790
<i>Unemployed at Exit</i>	127
<i>Employed at Exit</i>	658
Insured by Federal Bonding	68
<i>Total Bonding Value</i>	\$340,000
Total On the Job Trainings	29
<i>On the Job Training Expenditures</i>	\$62,628
Re-Offended	74

**Recidivism Rate 8%**



**Sample of Monthly Placements**

Positions	Employers	Wage
Laborer	Shirley Contracting	\$12.00
Crew	Chipotle	\$10.75
Laundry Attendant	I&L Laundry	\$9.00

## BREAKDOWN REPORT ON ITAS AND OJTS

### *Monthly Report*

ITAs / INDUSTRY	Obligated Funds	Additional Training Expenses	WIOA YOUTH		WIOA ADULT/DW		TOTAL
			Number	Percent	Number	Percent	
Accounting/Finance (AF)	\$573.50		0	0.00%	1	1.96%	1
Clerical /Administrative (CA)	\$6,000.00		0	0.00%	2	3.92%	2
Construction / Trade (CT)	\$2,525.00		2	11.76%	0	0.00%	2
Education (Ed)	\$0.00		0	0.00%	0	0.00%	0
Healthcare (He)	\$30,218.00		8	47.06%	3	5.89%	11
Hospitality Services (HS)	\$0.00		0	0.00%	0	0.00%	0
Literacy (LA)	\$0.00		0	0.00%	0	0.00%	0
Management/Business (MB)	\$3,500.00		0	0.00%	1	1.96%	1
Technology (Tech)	\$42,299.00		4	24.00%	13	25.49%	17
Transportation (TR)	\$104,739.00		3	17.64%	31	60.78%	34
Others	\$0.00		0	0.00%	0	0.00%	0
<b>TOTAL</b>	<b>\$189,854.50</b>	<b>\$0.00</b>	<b>17</b>	<b>100%</b>	<b>51</b>	<b>100.0%</b>	<b>68</b>

ITAs / INDUSTRY	Obligated Funds
Accounting/Finance (AF)	\$573.50
Clerical /Administrative (CA)	\$6,000.00
Construction / Trade (CT)	\$2,525.00
Education (Ed)	\$0.00
Healthcare (He)	\$30,218.00
Hospitality Services (HS)	\$0.00
Literacy (LA)	\$0.00
Management/Business (MB)	\$3,500.00
Technology (Tech)	\$42,299.00
Transportation (TR)	\$104,739.00
Others	\$0.00
<b>TOTAL</b>	<b>\$189,854.50</b>

OJT Obligated by Grants		OJT /WEX Amount
WIOA Adult		\$0
WIOA DW		\$0
Youth		\$0
<b>TOTAL</b>		<b>\$0</b>

**Northern Virginia Workforce Area #11**  
SCSEP Monthly Report

SCSEP Eligible Clients Identified	Jul-22	Aug-22	Sep-22	Oct-22	Nov-22	Dec-22	1/1/2023	2/1/2023	3/1/2023	4/1/2023	5/1/2023	6/1/2023
SCSEP Active Participants	114	115	114									
Transferred to NCOA Data Team	0	0	0									
Participants on LWOP	6	8	7									
New SCSEP Enrollments	1	5	6									
Average Age of Enrolled	66	66	65									
New SCSEP Pending Applications	9	5	4									
Exited from Program	6	2	6									
Exited with Placement	4	0	1									
Average Employed Monthly Wage	\$ 14.00	\$ -	\$ 17.00									
Active Host Site Agencies	25	25	26									
Host Site Agencies with Slots	3	3	1									
Number of Available Slots	3	4	4									
Participants Referred to Host Site	4	5	4									
New Host Site Agencies Contacted	15	13	6									
Referral from WIOA One Stop Centers	7	7	29									
Dual Enrolled with WIOA	1	1	1									