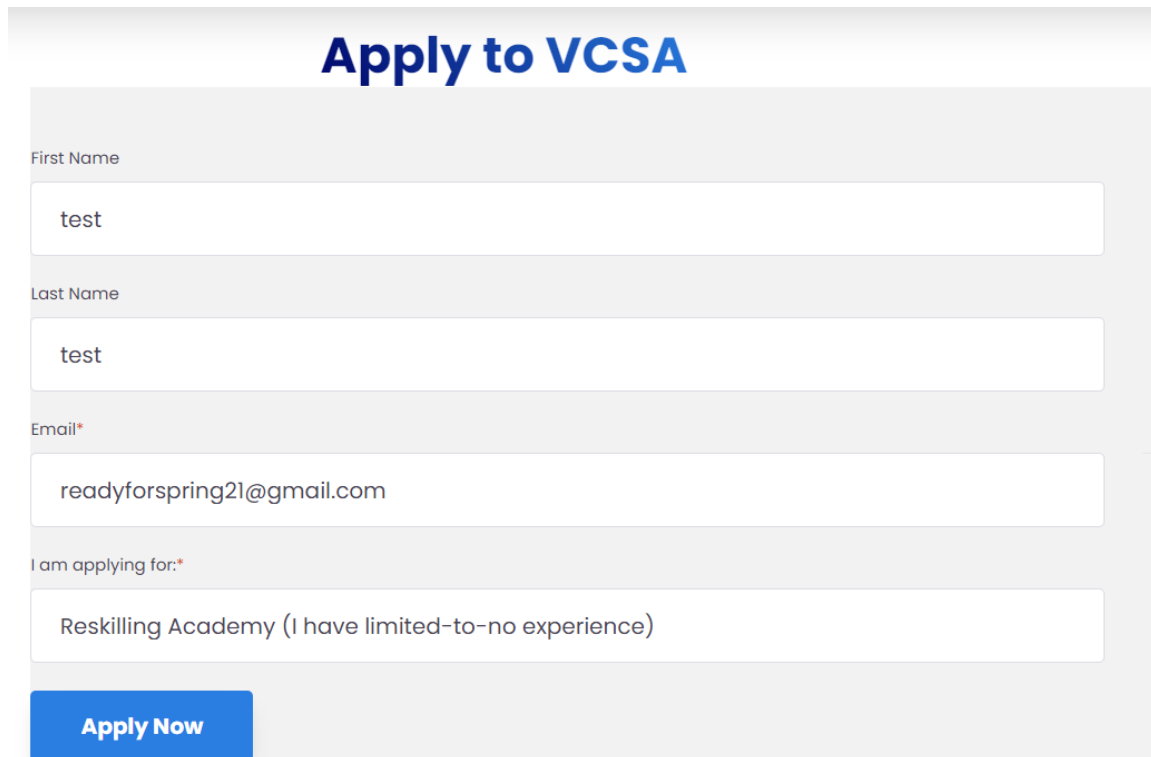


# VCSA Application Process

Step 1: Visit this page: <https://vacyberacademy.hubspotpagebuilder.com/apply>

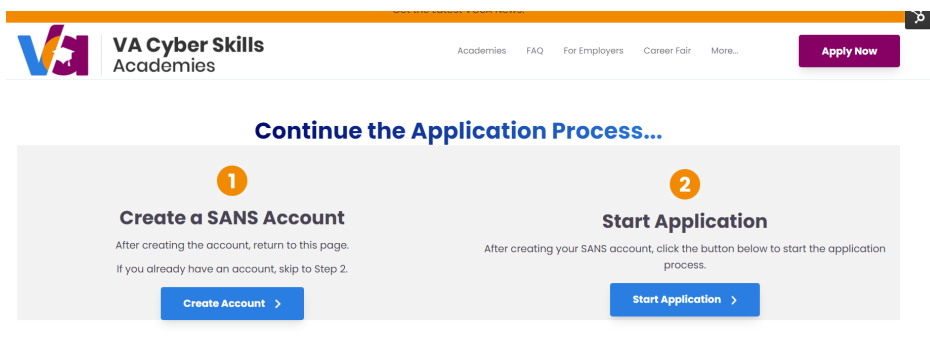
Step 2: Fill out the form and submit “**Apply Now**”.



The screenshot shows a web form titled "Apply to VCSA". It contains the following fields and a button:

- First Name:** A text input field containing the word "test".
- Last Name:** A text input field containing the word "test".
- Email\*:** A text input field containing the email address "readyforspring21@gmail.com".
- I am applying for\*:** A dropdown menu with the selected option "Reskilling Academy (I have limited-to-no experience)".
- Apply Now:** A blue button with white text.

Step 3: Once on the confirmation page, click “**Create Account**” to create a SANS account.



The screenshot shows a confirmation page with the following elements:

- Header:** VA Cyber Skills Academies logo and navigation links (Academies, FAQ, For Employers, Career Fair, More...). A purple "Apply Now" button is in the top right.
- Section Header:** "Continue the Application Process..."
- Step 1:** "1 Create a SANS Account". Subtext: "After creating the account, return to this page. If you already have an account, skip to Step 2." A blue button labeled "Create Account >" is below.
- Step 2:** "2 Start Application". Subtext: "After creating your SANS account, click the button below to start the application process." A blue button labeled "Start Application >" is below.

Step 4: One you are on the SANS page, fill-out form and select “Join” to submit.

The screenshot shows the SANS.org website header with the logo on the left and navigation links: Train and Certify, Manage Your Team, Resources, Focus Areas, Get Involved, and About. A search bar contains the text "Welcome, Sarah Kneip" and a search icon. Below the header is a dark blue banner with the text "Join the SANS.org Community".

Membership of the SANS.org Community grants you access to cutting edge cyber security news, training, and free tools that can't be found elsewhere.

SANS instructors, the world's top practitioners, contribute free resources daily including:

- Cyber Ranges - practice your skills during monthly community CTFs and ranges
- Webcasts - live and ondemand presentations about the latest tools and techniques
- Whitepapers - detailed technical research across all infosec practice areas
- Research - analysis of trends within the cyber industry based on feedback from your peers
- Newsletters - expert commentary on the latest news and risks
- Workstations - access to download free open-source tools
- Cheat Sheets - easy reference visual presentation of cyber tips, tools, and techniques

Join the SANS.org Community today for access to these free resources. You will also receive our SANS e-newsletter - NewsBites, @Risk and our webcast calendar, which are read by 350,000+ security professionals worldwide. (as always, you can modify your subscription at any time)

The registration form includes the following fields:

- First Name: TEST
- Last Name: TEST
- Email Address: test@gmail.com
- Country: United States
- Password: [Redacted]
- Confirm Password: [Redacted]

By providing this information, you agree to the processing of your personal data by SANS as described in our [Privacy Policy](#).

A blue button labeled "JOIN" is located at the bottom of the form.

Step 5: Upon submission you will need to “Verify Your Email Address”.

The screenshot shows the SANS.org website header with the logo on the left and navigation links: Train and Certify, Manage Your Team, Resources, Focus Areas, Get Involved, and About. A search bar contains the text "Login | Join Community" and a search icon.

## One Final Step – Check your Email!

You are **1 quick step away** from accessing all the resources within the SANS.org Community.

Check your email now and click the link in the email to activate your SANS Account. (Best practices require that we don't create your SANS Account until you have verified this is a good email address!)

If you cannot find the email, check all of your inboxes. In case you still cannot find the email, please contact the [SANS support team](#) for assistance.

Welcome to the SANS.org Community!

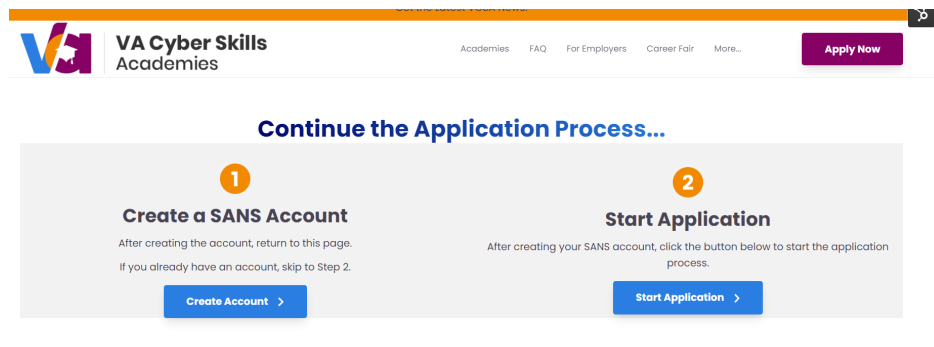
Step 6: “Select link” and “Click” in email to verify your email address. Once you have clicked on the URL, you will be taken to a verification confirmation screen.

The screenshot shows the SANS.org website header with the logo on the left and navigation links: Train and Certify, Manage Your Team, Resources, Focus Areas, Get Involved, and About. A search bar contains the text "Login | Join Community" and a search icon.

Your email address has been successfully validated. Please login to your account to complete your profile and verify your newsletter subscriptions.

[Click here](#) to login to your account. [Account Login](#)

Step 7: Go back to VCS Application page and select Step 2 “**Start Application**”:  
<https://vacyberacademy.hubspotpagebuilder.com/apply>



Step 8: Sign In to the SANS Portal.



Sign in

Email Address

kneips@katzcy.com

Password

[I forgot my password](#)

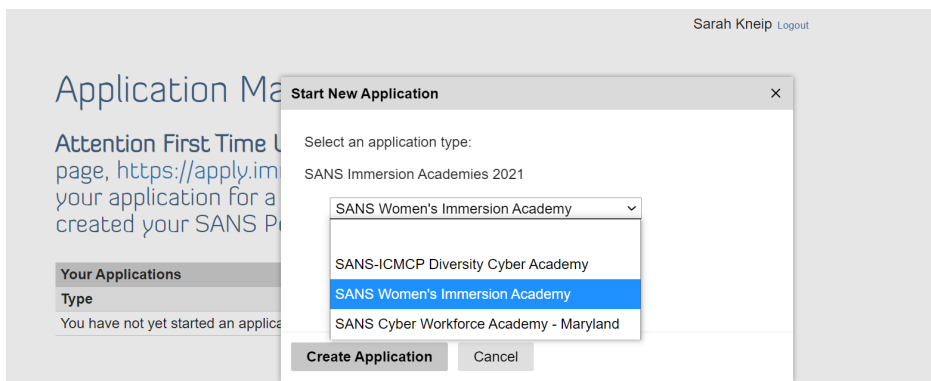
.....

Login

New to SANS?

Create a SANS account

Step 9. Select either the “VA Cyber Skills Reskilling Academy” or “VA Cyber Skills “Upskilling Academy” from the drop down. Click “**Create Application**”.



Step 10: Start filling out your application.

Sarah Kneip [Logout](#)

[Home](#)

Verification  
Questions

[Additional  
Information](#)

[Personal  
Information](#)

[Education  
Background](#)

[Employment  
Information](#)

[Recommendations](#)

[Confirmation](#)

[Review Page](#)

## Verification Questions

Please answer the question(s) below to determine your eligibility for this academy. All applicants (regardless of academy) are required to be U.S. Citizens or Permanent Legal Residents (Green Card Holder) currently residing in the U.S.

\* Are you at least 18 years old?

- No  
 Yes

\* Have you previously earned a SANS GIAC certification?

- Yes  
 No

\* Are you a woman?

- Yes  
 No

[Continue](#)